



**ITTHIRIT  
NICE**  
CORPORATION



**OUTDOOR CATALOGUE  
2022-2023**

# 4 ช่องทางการติดต่อ EASY WAYS TO CONNECT LightTrio



## WWW.LIGHTTRIO.COM

คุณสามารถเข้าไปชมแคตตาล็อก lighttrio ออนไลน์  
และยังสามารถสั่งซื้อสินค้าและชำระเงินได้เลย หรือ  
ดาวน์โหลดแคตตาล็อก

YOU CAN VIEW THE CATALOG ONLINE AND  
LIGHTTRIO CAN ALSO ORDER AND PAY IT.  
OR DOWNLOAD THE CATALOG



LINE ID : @LIGHTTRIO

ลูกค้าสามารถสอบถามข้อมูลสินค้าเพิ่มเติม และสั่งซื้อสินค้า  
QUESTION & ANSWER PRODUCT ORDER

## ร้านค้า ONLINE

NOC NOC



SHOPEE



LAZADA



WWW.FACEBOOK.COM/LIGHTTRIO

เฟสบุ๊คหน้าเพจของ LIGHTTRIO คุณสามารถ  
ติดตามข่าวสาร เข้าร่วมกิจกรรม และอัปเดต  
สินค้าใหม่ๆ เกี่ยวกับโคมไฟได้ตลอดเวลา

PRODUCT UPDATE AND LATEST DESIGN  
TREND ON LIGHTTRIO FACEBOOK





## COMPANY PROFILE

ปี 2542 จดทะเบียนชื่อ หจก.อิทธิฤทธิ์ อิเล็กตริก เริ่มผลิตสินค้าประเภท ส่วนประกอบโคมไฟ ให้กับโรงงานและร้านค้า จำหน่ายโคมไฟทั่วประเทศ ด้วยเงินทุนจดทะเบียนเริ่มต้น 500,000 บาท และดำเนินกิจการเรื่อยมา จนได้เป็นตัวแทนการขายสินค้า ให้กับหลายแบรนด์ชั้นนำ เช่น Siemens, Philips ภายใต้แบรนด์ อิทธิฤทธิ์ (ITTHIRIT)

ปี 2545 ได้มีการขยายโรงงานไปต่างประเทศ และนำเข้าสินค้าจากต่างประเทศ เพื่อขยายศักยภาพต้นทุน ราคา และพัฒนาสินค้า ให้ตรงกับความต้องการของตลาด และมีการเปลี่ยนชื่อแบรนด์ จาก อิทธิฤทธิ์ (ITTHIRIT) เป็น **ไลท์ทริโอ (LIGHTTRIO)** ได้มีการขยายเข้าโครงการ อสังหาริมทรัพย์ชั้นนำในประเทศ

ปี 2557 เปลี่ยนชื่อจาก ห้างหุ้นส่วนจำกัด เป็น บริษัท อิทธิฤทธิ์ อิเล็กตริก จำกัด และได้มีการนำเทคโนโลยีสมัยใหม่พวก Solar Cell ระบบ Smart Lighting เข้ามาขายให้กับโครงการมากกว่า 1000 โครงการในประเทศ

ปี 2559 ได้ย้ายที่ตั้งมาอยู่ที่ **ต.พินท้ายบรสิงห์ จ.สมุทรสาคร จนถึงปัจจุบัน** ซึ่งใช้เป็น โรงงานคลังสินค้า Showroom และสำนักงาน บนพื้นที่ประมาณ 10,000 ตรม.

ปี 2560 ได้รับ**เครื่องหมายมาตรฐานอุตสาหกรรม <มอก.1955-2551>** เป็นผู้ผลิตและจำหน่ายโคมไฟ

ปี 2561 **ได้รับมาตรฐาน ISO 9001:2015** และได้พัฒนากลุ่มสินค้าใหม่ให้สอดคล้องกับความต้องการของตลาดและอยู่ในฐานลูกค้าปัจจุบัน และจะกลุ่มลูกค้าใหม่ เป็นสินค้ากลุ่ม Smart Home และระบบ Home Automation ภายใต้แบรนด์ Homehuk Smart ได้รับการตอบรับเป็นอย่างดีจากโครงการหมู่บ้านและคอนโด

ปี 2562 **ตลอดระยะเวลา 20 กว่าปี** บริษัทฯ ได้ดำเนินธุรกิจและผลิตสินค้าออกมาทั้งหมด 6 กลุ่ม ได้แก่ **Outdoor, Indoor, Decorate, หลอดไฟ LED, โคมไฟ Solar Cell, และระบบ Smart Home** ได้มีการจำหน่ายมากกว่า 1000 โครงการ และเรายังยึดมั่นจะพัฒนาสินค้าและบริการต่อไป และได้เพิ่มเติมการบริการรับออกแบบ ติดตั้งแสงสว่าง ระบบไฟฟ้า ให้กับบ้านพักอาศัยและโครงการอีกด้วย

ปัจจุบัน บริษัทฯ ได้พัฒนาระบบการทำงานให้สอดคล้องกับเทคโนโลยีการเปลี่ยนแปลงของตลาด เศรษฐกิจ โดยเพิ่มช่องทางการจำหน่ายสินค้าบน Platform Online เพื่อเข้าถึงลูกค้าได้อย่างรวดเร็ว และปัจจุบันได้มีการเปลี่ยนชื่อบริษัท เป็น **บริษัท อิทธิฤทธิ์ โนซ์ คอร์ปอเรชั่น จำกัด** และยึดหลักนโยบายใหม่ เพื่อตอบโจทย์การทำงานให้กับลูกค้ามายังขึ้น

**N** NEW GEN  
ก้าวทันยุคใหม่

**I** INNOVATION  
ใส่ใจนวัตกรรม

**C** CUSTOMER FOCUS  
ให้ความสำคัญกับลูกค้า

**E** ENERGY  
รักษาประสิทธิภาพเต็มกำลัง



ใบรับรองฉบับนี้ให้ไว้กับ  
บริษัท อธิฤทธิ์ ไนซ์ คอร์पोเรชั่น จำกัด (มหาชน)

ที่ตั้งสถานประกอบการ : เลขที่ 89/18-19 หมู่ที่ 5 ตำบลพันท้ายนรสิงห์  
อำเภอเมืองสมุทรสาคร จังหวัดสมุทรสาคร 74000

เพื่อรับรองว่าเป็น  
อุตสาหกรรมสีเขียวระดับที่ 1  
ความมุ่งมั่นสีเขียว (Green Commitment)

มีความมุ่งมั่นที่จะลดผลการกระทบต่อสิ่งแวดล้อม และมีการสื่อสารภายในองค์กรให้ทราบโดยทั่วกัน

ลงชื่อ.....

(นายจุลพงษ์ ทวีศรี)

อธิบดีกรมโรงงานอุตสาหกรรม



We are the light and lamp which can be suit with any LifeStyle, simple but smart, under the named **LIGHTTRIO**.



We aim to provide everyone to feel safe and convenient in the night. Making everywhere has a beautiful environment and become your best place to live when you want a house with light and also economize your cost.

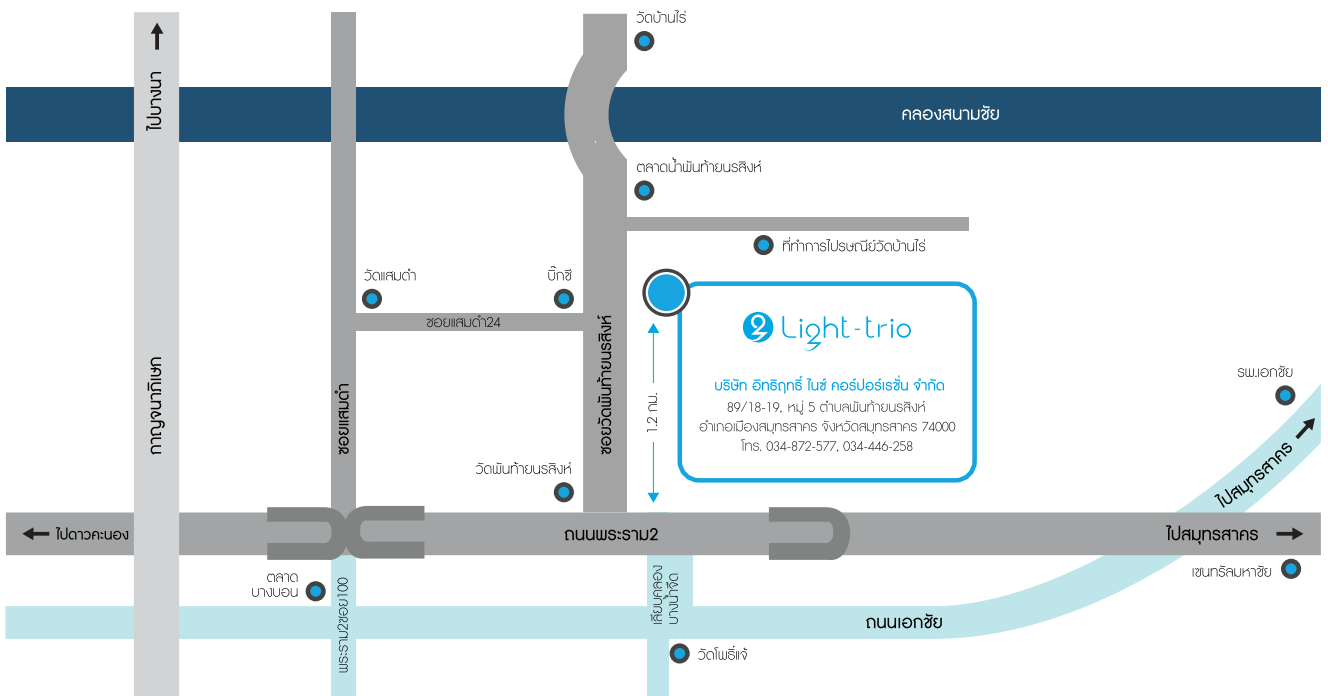


## Lighttrio

The brand products were various and complete. They can serve the needs of every types of our customers such as housing estate, condominium, shopping mall, skyscrapers, office building, showrooms, restaurant, industrial factory, hospital, hotel, school, university, warehouse, airports, government, and private company. Moreover, the company also provide other service for the best of our customer and design appropriate lighting system for each particular place. Our service also include designing and developing lamps for specific purpose, calculating light distribution and power, developing of economic lamp in order to serve economic trend in advance.

## Made to Order

Our team of experienced designers, our expertise extends beyond designing product as we offer customization without any limitation in terms of quantity. In order to develop an ever-greater offer of products dedicated to all clients, homeowners and projects, We provide made to order service in compliance with customers' own designs using different types of high quality new materials and techniques.



# PROJECT REFERENCE

## RESIDENTIAL COMPLEX

บริษัท เอพี (ไทยแลนด์) จำกัด (มหาชน)



|                           |  |
|---------------------------|--|
| VITTORIO                  | สุขุมวิท 39  |
| THE ADDRESS               | สยามราชเทวี  |
| RHYTHM                    | เอกมัย, ศาทร, สุขุมวิท                                       |
| Life                      | ศาทร, อนุสาวรีย์ 1-3, ลาดพร้าว 1-2, วัน ไอร์เลส, สุขุมวิท 62 |
| aspire                    | สุขุมวิท, อนุสาวรีย์, ศาทร, เอราวิ้น, งานวงศ์วาน             |
| THE PALAZZO               | พระราม 3, ราชพฤกษ์, จรัญสนิทวงศ์                             |
| Four Kings Bangkok CLASSE | เอกมัยรามอินทรา  |
| SOUL                      | รัชดา, ลาดพร้าว  |
| บ้านกลางเมือง             | พระราม 9, อ่อนนุช  |
| CENTRO                    | มหาเจษฎาบดินทร์, จตุโชติ, อ่อนนุช, ราชพฤกษ์                  |
| THE CITY                  | ราชพฤกษ์, รัชดา, ศาทร, ปิ่นเกล้า                             |
| Grande PLENO              | พหลโยธิน, สุขสวัสดิ์พระราม 3                                 |

บริษัท เอสซี แอสเสท คอร์ปอเรชั่น จำกัด (มหาชน)



|                        |   |
|------------------------|---|
| THE LUXE SANTORA       | หัวหิน  |
| THE CREST              | สุขุมวิท 49   |
| CENTRIC                | รัชโยธิน, ห้วยขวาง, ศาทร                              |
| GRANADA                | ปิ่นเกล้า   |
| THE GENTRY             | สุขุมวิท, เอกมัย                                      |
| GRAND BANGKOK BULEVARD | ศาทร, พระราม 9, เจริญไทย, ราชพฤกษ์จรัญ, สุขุมวิทคชาชา |
| BANGKOK boulevard      | เจริญไทย, แจ้งวัฒนะ 1-2                               |
| VENUE                  | เวสต์เกต, ติวานนท์                                    |
| PAVE                   | ฉะเชิงเทรา, รัชสิต, รามอินทรา, ปิ่นเกล้า, ประชาอุทิศ  |

บริษัท แอสเสท จำกัด (มหาชน)



|              |  |
|--------------|--|
| THE MONUMENT | ทองหล่อ                                  |
| THE LINE     | จตุจักร, วงษ์สว่าง                       |
| BASE         | สุขุมวิท, พระราม 9, สะพานใหม่            |
| Via          | สุขุมวิท                                 |
| dcondo       | กำแพงแสน, ธรรมศาสตร์, เชียงใหม่, ศรีราชา |
| BAAN SANSIRI | พัฒนาการ                                 |
| NARASIRI     | พระราม 2, บางนา, สาย 1                   |
| SETTHASIRI   | แจ้งวัฒนะ, พัฒนาการ                      |

บริษัท พรีเมียมเพอร์ตี เพอร์เฟก จำกัด (มหาชน)



เช่าใหญ่



หัวหิน



ประจวบ



สุขุมวิท



พระราม 4



สุขุมวิท, ศาลายา



แจ้งวัฒนะ, รัตนาธิเบศร์, พระราม 9



รัตนาธิเบศร์, ราชพฤกษ์, งามคำแหง



ราชพฤกษ์, พระราม 5, แจ้งวัฒนะ



พระราม 9, รัตนาธิเบศร์, เพชรเกษม 48



เพชรเกษม 69, รัชสิต, บางใหญ่

บริษัท พุกกษา เรียวลออสเตก จำกัด (มหาชน)



จตุจักร, กำแพง, พระราม 9




จุฬา, ทองหล่อ



สุขุมวิท, ลาดพร้าว, จรัญ



รัชสิต, สดขันธ์ (บางใหญ่), พระราม 2, สุขุมวิท 97.1



รัชสิต, งามคำแหง, ศรีนครปฐม, ราชพฤกษ์



สาย 5, นครปฐม, บางคูวัด



รัชสิต, คูบอน, บางนา, พระราม 9




สายไหม, ปทุมธานี



เทพารักษ์, พหลโยธิน

บริษัท แอสเซทไวส์ จำกัด (มหาชน)



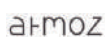
สุขุมวิท 50



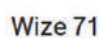
หัวขวง



รัชดา 32



ลาดพร้าว 71, ลาดพร้าว 15, รัชดา



ลาดพร้าว 71



รัชสิต



ลาดพร้าว 81



ลาดพร้าว




รามอินทรา

บริษัท ออริจิ้น พร็อพเพอร์ตี้ จำกัด (มหาชน)



- PARK RIGIN**      กองหล่อ, พญาไท
- KNIGHTSBRIDGE**      สุขุมวิท, รัชโยธิน, สาทร
- KNIGHTSBRIDGE SPACE**      รัชโยธิน, พระราม 9
- Kensington**      สุขุมวิท, พหล-เกษตร, ศรีราชา, สะพานใหม่
- NOTTING HILL**      สุขุมวิท, สะพานใหม่
- BRITANIA**      ศรีนครินทร์, เมกะบางนา, หักยราชพฤกษ์

บริษัท เมเจอร์ ดีเวลลอปเม้นท์ จำกัด (มหาชน)



- METRIS**      ลาดพร้าว, พระราม 9
- MAESTRO**      รัชดา, สาทร, ราชเทวี
- M THONGLOR10**      กองหล่อ, จตุจักร

บริษัท ควอลิตี้ เฮ้าส์ จำกัด (มหาชน)



- Q TWELVE**      ราชมงคล
- ดีเคคาร์มีย์**      พระราม 2, रामคำแพง, รัตนาธิเบศร์
- คาซ่า วิสต์**      พระราม 2, บางนา

บริษัท เรียวเอสเสก ดีเวลลอปเม้นท์ จำกัด



- PLEX BANGNA**
- CASCADE BANGNA**
- THE PRETIUM BANGNA**



บริษัท เซ็ลทรัลพัฒนา จำกัด (มหาชน)



**ESCENT** อุดรธานี, ขอนแก่น, เชียงใหม่, นครราชสีมา, เชียงราย, อุดรธา

**Phyll** พหลโยธิน

**NIYHAM** บรมราชธานี

บริษัท ยูนิตี้ ดีเวลลอปเม้นท์ จำกัด



**MAZARINE** **CIELA** **LA PIS**

บริษัท อนันดา ดีเวลลอปเม้นท์ จำกัด (มหาชน)



**ASHTON** **UNIO** **ELIO DEL WEST**

บริษัท ชิวากัย จำกัด (มหาชน)



**HALLMARK** งามวงศ์วาน, แจ้งวัฒนะ

**CHEWA HOME** สุขสวัสดิ์, สำลูกกา

**CHEWAWAN** ปิ่นเกล้า-สาทร, รังสิต

บริษัท ดี เออเบิล พร็อพเพอร์ตี้ จำกัด



**ACQUA** **S&V** **AERAS**

บริษัท เสนาดีเวลลอปเม้นท์ จำกัด (มหาชน)



**SENA**

บริษัท อัลติจูด ดีเวลลอปเม้นท์ จำกัด



ALTITUDE  
**PROVE**

เกษตรมวิน, พระราม 9

ALTITUDE  
**UNICORN**  
Sathorn • The Phra

ตลาดพลู

บริษัท อออล์ อินสไพร์ ดีเวลลอปเม้นท์ จำกัด (มหาชน)



**RISE**

พระราม 9

**THE EXCEL**

สุขุมวิท, รัชดา, GROOVE

บริษัท ปริญญาสิริ จำกัด (มหาชน)



**Zerene**

ซีริน พระราม2-ท่าข้าม

**iconature**

อีคอนเนเจอร์ พระราม2-เทียนทะเล

**forêt**

เฟอร์เร่ ลำลูกกา-คลอง 5

**CORAZON**  
PRACHACHUL

โคราซอน ประชาชื่น

**city sense**

ซิตีเซนส์ พระราม2-ท่าข้าม, ซีตี้เซนส์ รัชดา

**zelle**  
KATTANAMIBET

เซล รัตนาธิเบศ, เซล รัตนาธิเบศ 2, เซล ศาลาภา

# HOTEL

บริษัท ดี เอราวัณ กรุ๊ป จำกัด (มหาชน)



**H**  
**Holiday Inn**

Holiday Inn

บริษัท ออริจิ้น วัน ทงหล่อ จำกัด



**STAYBRIDGE**  
SUITES

ทงหล่อ, ศรีราชา

# IDENTITY YOUR STYLE

## OUTDOOR CONTENT

|                                 | PAGE |
|---------------------------------|------|
| <b>NEW</b> New Product          | 1-42 |
| <b>UD</b> Up-Down Series        | 1-28 |
| <b>WM</b> Wall Mounted Series   | 1-30 |
| <b>STEP</b> Step Light Series   | 1-12 |
| <b>UP</b> Up Light Series       | 1-14 |
| <b>IN</b> Inground Light Series | 1-9  |
| <b>UW</b> Under Water Series    | 1-8  |
| <b>BOR</b> Border Light Series  | 1-6  |
| <b>BOL</b> Bollard Light Series | 1-13 |
| <b>PT</b> Post Top Series       | 1-38 |
| Classic Light Series            | 1-37 |





# UD-SERIES

Exterior Wall Up Down Lights

NEW



 Light-trio

**UD-M1953/1**

GU10 LED 220V 8W  
ALUMINIUM + GLASS

880.-



 Light-trio

**UD-M1963/1**

GU10 LED 220V 8W  
ALUMINIUM + GLASS

880.-



 Light-trio

**UD-M1951/2**

GU10(x2) LED 220V 8W  
ALUMINIUM + GLASS

1,200.-

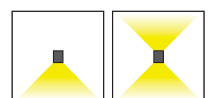
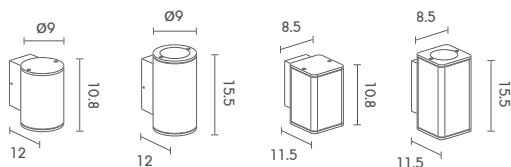


 Light-trio

**UD-M1961/2**

GU10(x2) LED 220V 8W  
ALUMINIUM + GLASS

1,100.-



NEW

# UD-SERIES

## Exterior Wall Up Down Lights



 Light-trio

**UD-M1954/1**  
GU10 LED 220V 8W  
ALUMINIUM + GLASS

950.-



 Light-trio

**UD-M1964/1**  
GU10 LED 220V 8W  
ALUMINIUM + GLASS

950.-



 Light-trio

**UD-M1952/2**  
GU10(x2) LED 220V 8W  
ALUMINIUM + GLASS

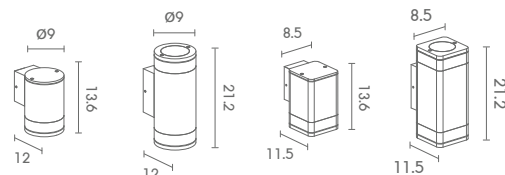
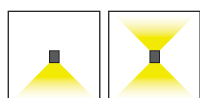
1,250.-



 Light-trio

**UD-M1962/2**  
GU10(x2) LED 220V 8W  
ALUMINIUM + GLASS

1,250.-



# UD-SERIES

Exterior Down Lights

NEW



 Light-trio

**DB-M1955**

GU10 LED 220V 8W  
ALUMINIUM + GLASS

740.-



 Light-trio

**DB-M1965**

GU10 LED 220V 8W  
ALUMINIUM + GLASS

810.-



 Light-trio

**DB-M1956**

GU10 LED 220V 8W  
ALUMINIUM + GLASS

810.-

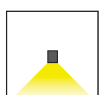
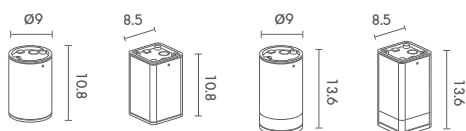


 Light-trio

**DB-M1966**

GU10 LED 220V 8W  
ALUMINIUM + GLASS

810.-



# UD-SERIES

## Exterior Wall Up Down Lights

NEW



 Light-trio

**UD-M1931**

E27 LED A60 220V 8W (FILAMENT)  
ALUMINIUM + PC

2,200.-



 Light-trio

**UD-M2021**

E27 LED A60 220V 8W (FILAMENT)  
ALUMINIUM + PC

2,200.-

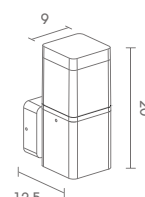
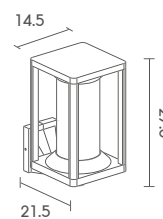
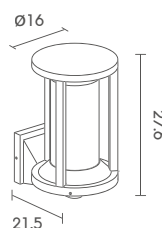


 Light-trio

**UD-M1684L/LED**

LED SMD(x32) 220V 9W 3000K  
ALUMINIUM + PC

2,200.-





# UD-SERIES

## Exterior Wall Up Down Lights

NEW



 Light-trio

**UD-16104/LED13**

LED 220V 13W 3000K  
ALUMINIUM + PC

**1,800.-**

 Light-trio

**UD-16108/LED7**

LED 220V 7W 3000K  
ALUMINIUM + PC


**1,600.-**

UD-16104

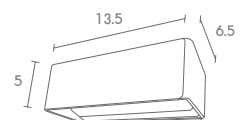
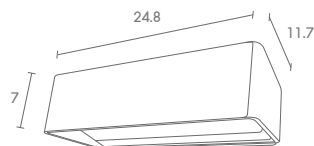
UD-16108



IP65



IP65



# WM-SERIES

Exterior Wall Mounted & Ceiling Mounted Lighting

NEW



 Light-trio

**WM-M1674L/LED**

LED SMD(x80) 220V 9W 3000K  
ALUMINIUM + PC

1,800.-

 Light-trio

**WM-M1252L/LED**

LED SMD(x140) 220V 14W 3000K  
ALUMINIUM + PC

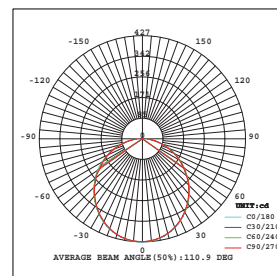
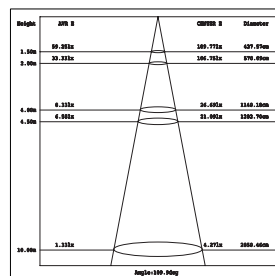
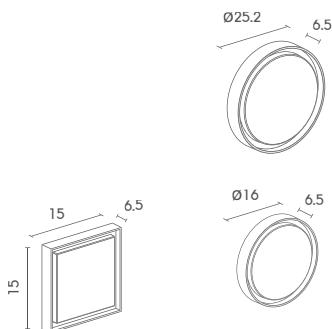
2,900.-

 Light-trio

**WM-M1672L/LED**

LED SMD(x80) 220V 9W 3000K  
ALUMINIUM + PC

1,800.-



NEW

# WM-SERIES

## Exterior Wall Mounted Lighting



 Light-trio

**WM-M1997**

E27(x2) LED A60 220V 8W (FILAMENT)  
ALUMINIUM + PC + GLASS

1,800.-

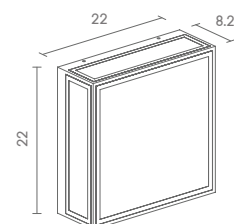


 Light-trio

**WM-M1993/LED**

LED SMD(x48) 220V 14W 3000K  
ALUMINIUM + PC + GLASS

2,600.-



# WM-SERIES

Exterior Wall Mounted Lighting

NEW



 Light-trio

**WM-M1712/LED**

LED SMD(x32) 220V 9W 3000K  
ALUMINIUM + PC + GLASS

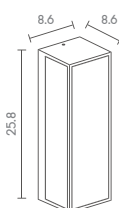
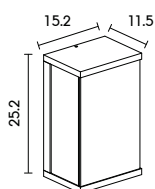
**2,400.-**

 Light-trio


**WM-M1977**

E27 LED 220V 8W (ST64)  
ALUMINIUM + PC

**1,650.-**







# STEP-SERIES

Exterior Steplights

NEW



 Light-trio

**STEP-M1441/LED**

LED SMD(x10) 220V 1.5W 3000K  
ALUMINIUM + PC

950.-

 Light-trio

**STEP-M1443/LED**

LED SMD(x10) 220V 1.5W 3000K  
ALUMINIUM + PC

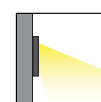
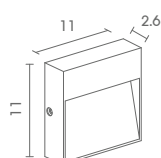
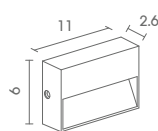
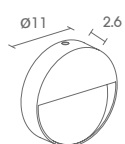
950.-

 Light-trio

**STEP-M1442/LED**

LED SMD(x10) 220V 1.5W 3000K  
ALUMINIUM + PC

950.-



IP65

NEW

# UP-SERIES

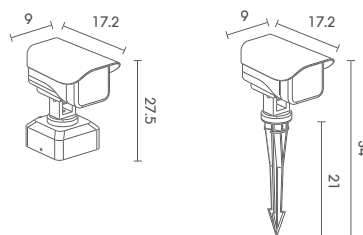
## Exterior Spotlights



**Light-trio**  
**UP-M1733/COB7**  
LED COB 220V 7W 3000K (BEAM 11°)  
ALUMINIUM + PC  
**2,200.-**



**Light-trio**  
**UP-M1732/COB7**  
LED COB 220V 7W 3000K (BEAM 11°)  
ALUMINIUM + PC  
**2,400.-**





# UP-SERIES

## Exterior Spotlights

NEW



 Light-trio

### UP-M1741/LED7

LED CREE 220V 7W 3000K (BEAM 15°)  
ALUMINIUM + GLASS

2,400.-

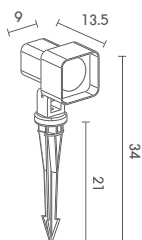
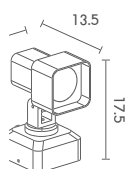


 Light-trio

### UP-M1742/LED7

LED CREE 220V 7W 3000K (BEAM 15°)  
ALUMINIUM + GLASS

2,200.-



NEW

# UW-SERIES

## Underwater Lighting



Light-trio

**UW-SD006A/12/6**

LED 12V 6W  
STAINLESS 304  
สายยาว 5 m.

2,760.- 6400K/3000K

3,060.-

Light-trio

**UW-SD006A/12/9**

LED 12V 9W  
STAINLESS 304  
สายยาว 5 m.

3,610.- 6400K/3000K

4,000.-

Light-trio

**UW-SD006A/24/15**

LED 24V 15W  
STAINLESS 304  
สายยาว 5 m.

4,290.- 6400K/3000K

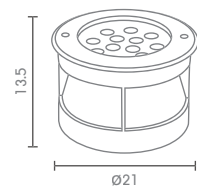
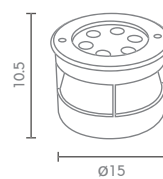
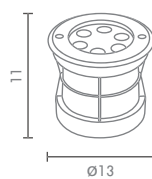
4,890.-



**BL-TR2435/AD**

24v, 1.67A (40W)

580.-



IP68

ราคายังไม่รวมหม้อแปลง

12V (AC)

24V (AC)

# BOL-SERIES

Exterior Bollard lighting

NEW



 Light-trio

**BOL-M1932-50**

E27 LED A60 220V 8W (FILAMENT)  
ALUMINIUM + PC

**3,100.-**

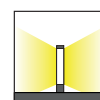
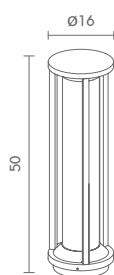


 Light-trio

**BOL-M2022-50**

E27 LED A60 220V 8W (FILAMENT)  
ALUMINIUM + PC

**3,100.-**



IP65

NEW

# BOL-SERIES

## Exterior Bollard lighting



**BOL-M1761/LED-80**

LED CREE 220V 7W 3000K  
ALUMINIUM + GLASS

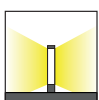
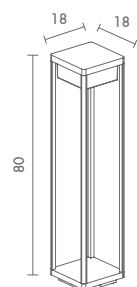
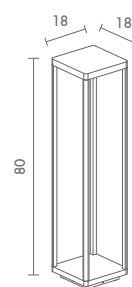
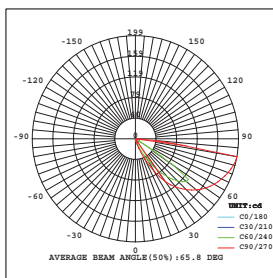
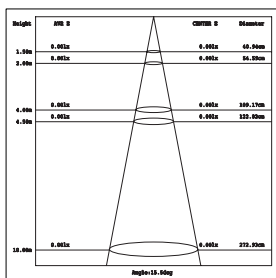
4,000.-



**BOL-M1762/LED-80**

LED SMD(x32) 220V 9W 3000K  
ALUMINIUM + PC

4,000.-



IP65

# BOL-SERIES

## Exterior Bollard lighting

NEW



 Light-trio

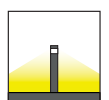
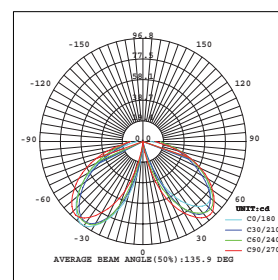
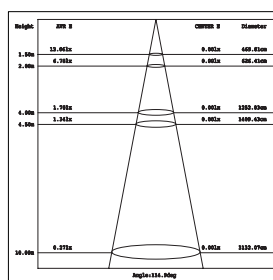
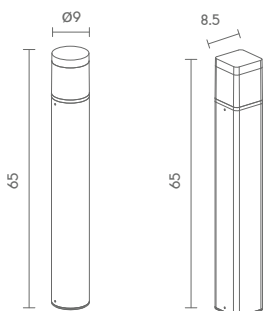
**BOL-M1683L/LED-65**  
LED SMD(x32) 220V 9W 3000K  
ALUMINIUM + PC

**3,000.-**

 Light-trio

**BOL-M1684L/LED-65**  
LED SMD(x32) 220V 9W 3000K  
ALUMINIUM + PC

**3,000.-**



IP65

NEW

# BOR-SERIES

Exterior Border lighting



 Light-trio

**BOR-M1932**

E27 LED A60 220V 8W (FILAMENT)  
ALUMINIUM + PC

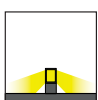
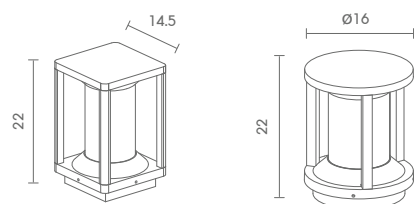
1,900.-

 Light-trio

**BOR-M2022**

E27 LED A60 220V 8W (FILAMENT)  
ALUMINIUM + PC

1,900.-



IP65

# BOR-SERIES

## Exterior Border lighting

NEW



 Light-trio

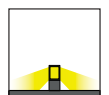
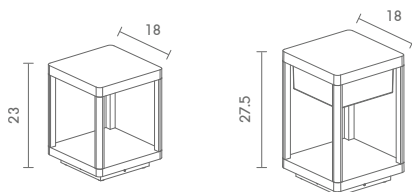
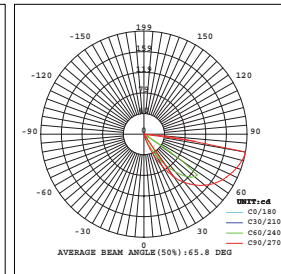
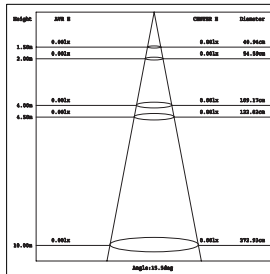

**BOR-M1761/LED**  
LED CREE 220V 7W 3000K  
ALUMINIUM + GLASS

3,000

 Light-trio

**BOR-M1762/LED**  
LED CREE 220V 9W 3000K  
ALUMINIUM + GLASS

3,000.-



NEW

# BOR-SERIES

Exterior Border lighting



 Light-trio

**BOR-M1392**

E27 LED 12W

ALUMINIUM + PC

1,900.-



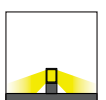
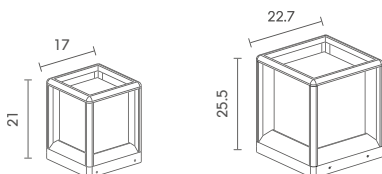
 Light-trio

**BOR-M1391**

E27 LED 24W

ALUMINIUM + PC

2,300.-



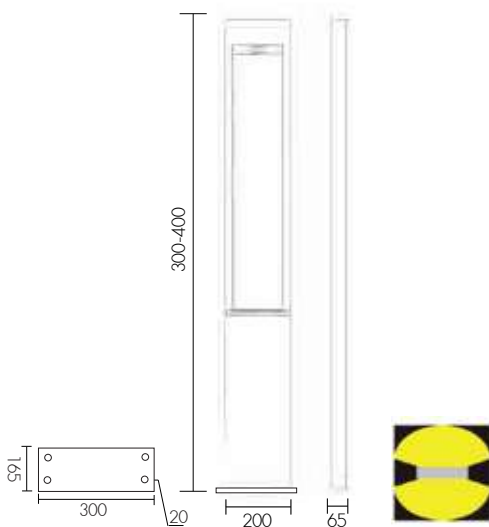
IP65



# PT-SERIES

Exterior Post Top Lighting

NEW



 Light-trio

**PT-CP7014-H300**  
LED 24W 3000K  
ALUMINIUM

**16,000.-**

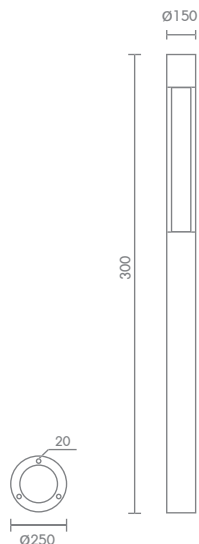
**PT-CP7014-H400**  
LED 30W 3000K  
ALUMINIUM

**18,000.-**

NEW

# PT-SERIES

Exterior Post Top Lighting



 Light-trio

**PT-CP7015-H300**

LED 24W 3000K

ALUMINIUM

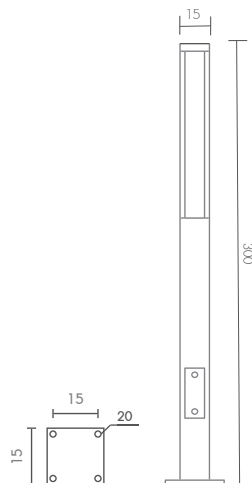
**15,000.-**



# PT-SERIES

Exterior Post Top Lighting

NEW



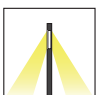
 Light-trio

**PT-CP7008-H300**

LED 24W 3000K

ALUMINIUM

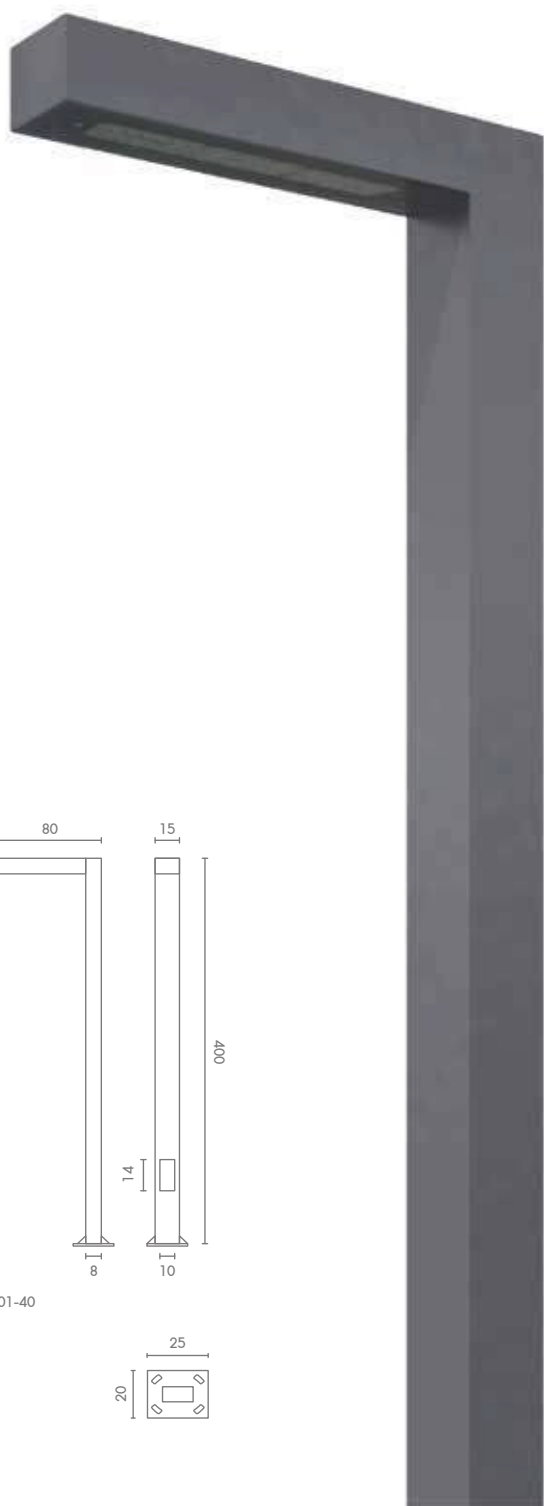
**16,000.-** គម្រប



NEW

# PT-SERIES

## Exterior Post Top Lighting



### PT-R01/30/30/1-300

LED 30W 3000K (PHILIPS)  
ALUMINIUM

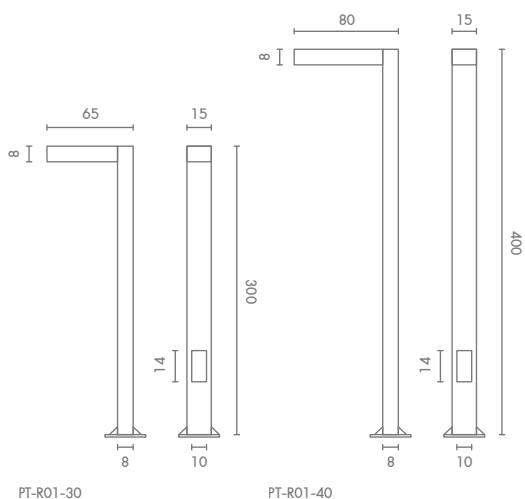
20,000.-



### PT-R01/40/30/1-400

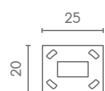
LED 40W 3000K (PHILIPS)  
ALUMINIUM

28,000.-



PT-R01-30

PT-R01-40

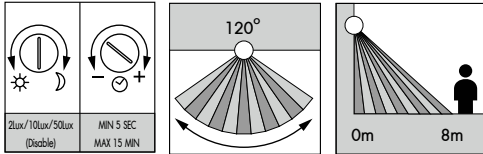


# SOLAR-SERIES

## Exterior Solar Lighting

|                    |                      |
|--------------------|----------------------|
| Solar Panel        | 2 Watt               |
| Voltage / Currency | 3.84V, 135mA         |
| Battery            | 1 x Ni-MH AA 2200mAh |
| Light Time         | 18 h                 |

Sensor



NEW



Light-trio

**SOLAR-WM-M1911**

LED SMD(x20) 220V 2W 3000K

ALUMINIUM + PC

**2,500.-**



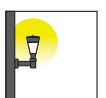
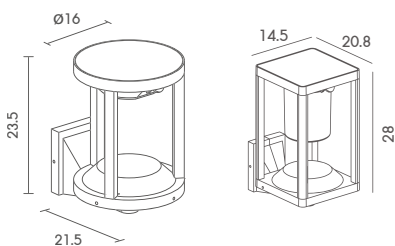
Light-trio

**SOLAR-WM-M2061**

LED SMD 220V 9W 3000K

ALUMINIUM + PC

**2,500.-**





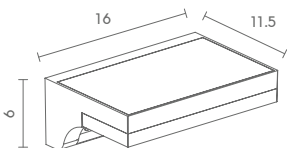
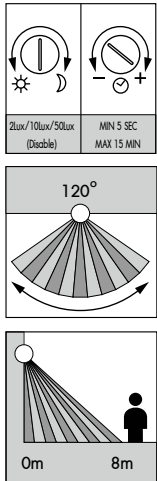
NEW

# SOLAR-SERIES

## Exterior Solar Lighting

Solar Panel 2 Watt  
 Voltage / Currency 3.84V, 135mA  
 Battery 1 x Ni-MH AA 2200mAh  
 Light Time 18 h

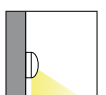
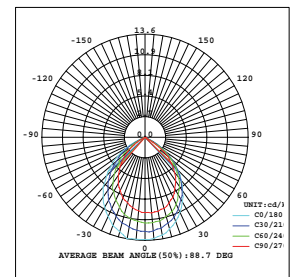
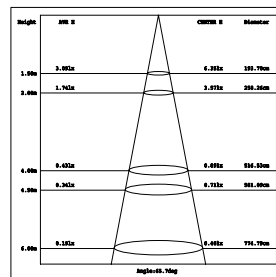
Sensor



**Light-trio**

**SOLAR-WM-M1901**  
 LED SMD(x30) 220V 3W 3000K  
 ALUMINIUM + PC

N/A





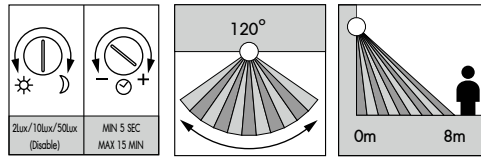


# SOLAR-SERIES

## Exterior Solar lighting

Solar Panel 2 Watt  
 Voltage / Currency 3.84V, 135mA  
 Battery 1 x Ni-MH AA 2200mAh  
 Light Time 18 h

Sensor



NEW



Light-trio

**SOLAR-BOL-M1911-50**

LED SMD(x20) 220V 2W 3000K

ALUMINIUM + PC

3,000



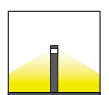
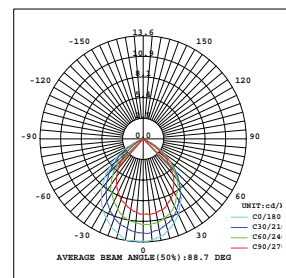
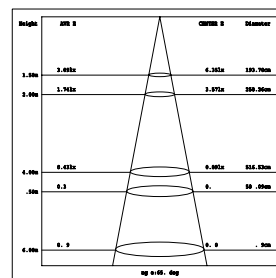
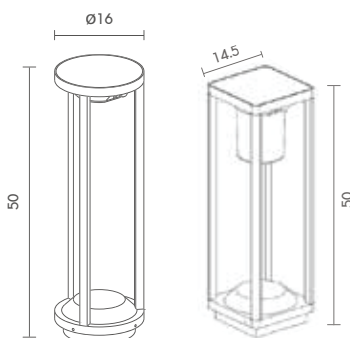
Light-trio

**SOLAR-BOL-M2061-50**

LED SMD(x20) 220V 2W 3000K

ALUMINIUM + PC

3,000



# SOLAR-SERIES

## Exterior Border lighting

Solar Plate: SOLAR PANEL 6V/2.5W  
LED: SMD 2835, 32 pcs LED, 2 Colours  
CCT: 3000K, 6500K - 2 IN 1  
Material: ALUMINUM + PLASTIC  
Charging time: 8 HRS  
Lighting duration: 20 HRS

NEW



SOLAR-BOR130S/BK

LED Power 3W

SOLAR PANEL 6V/2.5W

Battery 3.7V/3000mAh

1,600.-



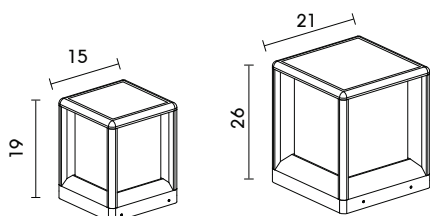
SOLAR-BOR130/BK

LED Power 5W

SOLAR PANEL 6V/4.5W

Battery 3.7V/4400mAh

2,200.-



IP65

# SOLAR-SERIES

## Exterior Solar lighting

- ✓ ชาร์จแบตเตอรี่อัตโนมัติในกลางวัน
- ✓ ไฟสว่างขึ้นอัตโนมัติในกลางคืน
- ✓ ใช้งานยาวนานกว่า 8 ชม.
- ✓ แบตเตอรี่ 3.7V 1000mAh

NEW



 Light-trio

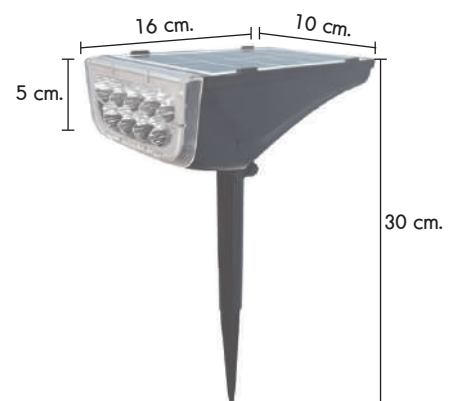
**SOLAR-UP01/30**

SOLAR PANEL : 6V/2W

LED 3000K 4.5W 120lm./W


PC + ABS

**199.-** NET



# LED-RBU68/12/24

## LED LINEAR FLEX



**Material :**

LED mounted on flexible PCB in silicone jacket

**Driver :**

Remote 24 Vdc constant voltage driver

**Life Time :** 50,000 hrs,

**Ambient Temperature :** -25°C ~ 40°C

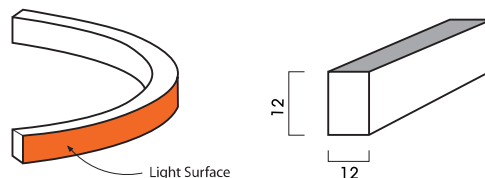
**IP Rating :** 68

**Factory Supplied Cable :**

2C x 0.75 mm<sup>2</sup>, L = 10.00 m (Monochrome)

**Control :** on-off, 0-10V, DMX

**Weight (kg) :** 0.5 kg/m



### Accessories

IP68 Injection - Moulded Connector



S = Side



B = Button



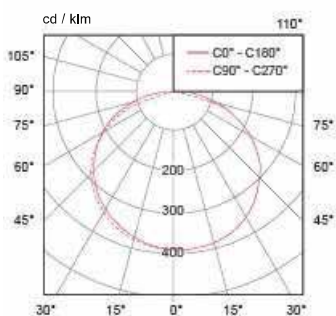
E = END



L = 1000mm

Self - Locking Aluminum Profile (W14mm x H14mm)

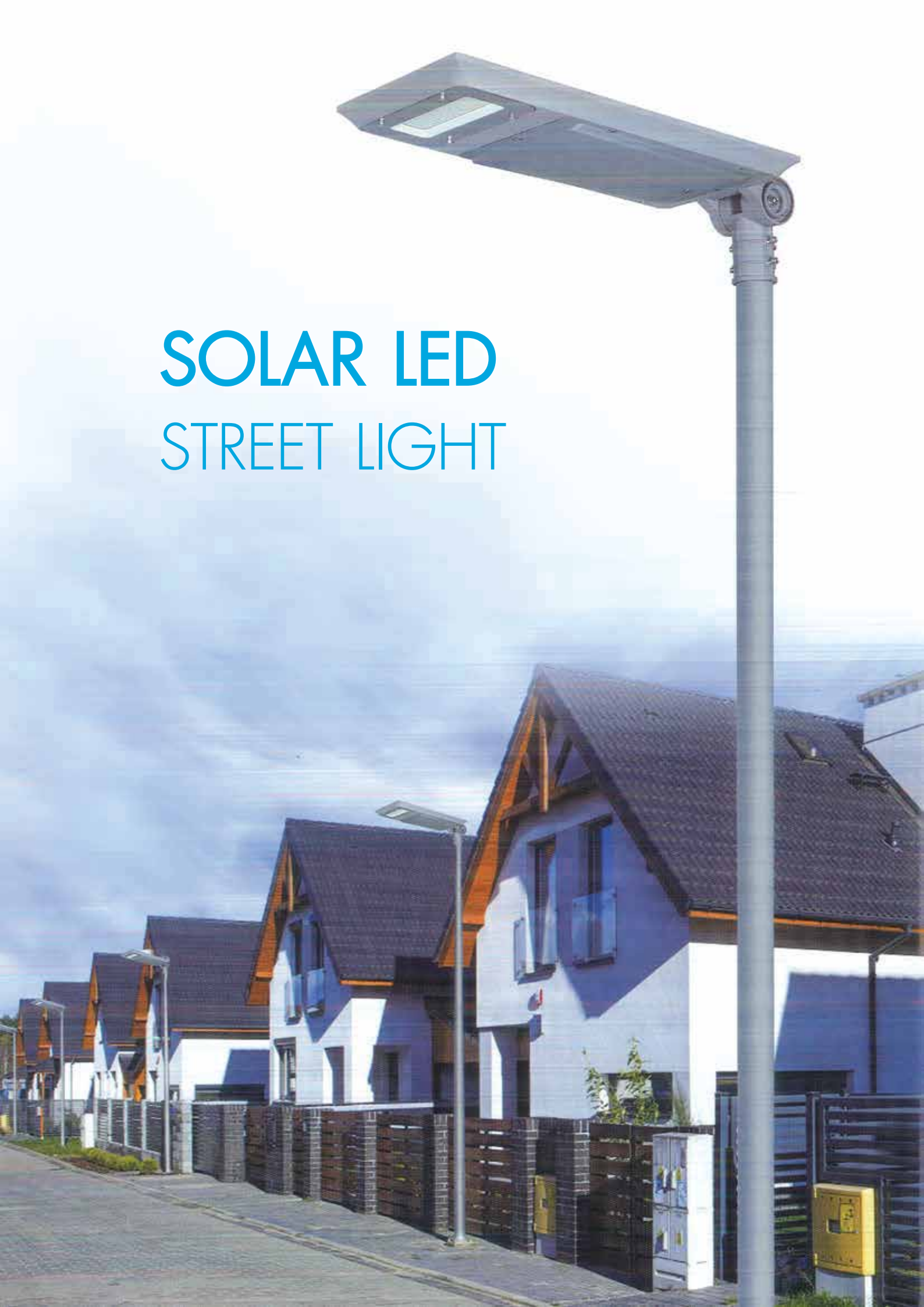
| Model           | Watt  | CCT. (K)  | Beam Angle | Input (V) |
|-----------------|-------|---|------------|-----------|
| LED-RBU68/12/24 | 12W/m | 3000K (420lm/m)<br>4000K (480lm/m)<br>5700K (450lm/m) | 110°       | 24 Vdc    |



LED-TRRS/24/150/MW

|                             |                    |
|-----------------------------|--------------------|
| ID CODE                     | LED-TRRS/24/150/MW |
| Input Voltage               | AC 85 - 132V       |
| Out Voltage                 | DC 24V             |
| Output Current              | 6.5A               |
| Power Frequency             | 47 - 63Hz          |
| Output Power                | 156w               |
| Dimension (mm)<br>L x W x H | 159 x 97 x 30      |

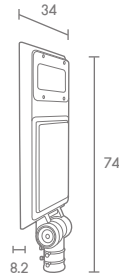
# SOLAR LED STREET LIGHT



# SOLAR-SERIES

## Exterior Solar lighting

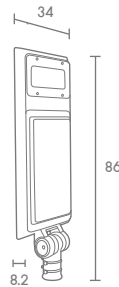
NEW



### SOLAR-WB0310B40-03

|                  |                                 |
|------------------|---------------------------------|
| LED LAMP         | 5730 LED 200PCS 40W 3000K-6000K |
| SOLAR PANEL      | 16V 29W, MONO-CRYSTALLINE       |
| BATTERY TYPE     | LiFePO4 12.8V 18AH              |
| CHARGING TIME    | 6-8 HOURS                       |
| DISCHARGING TIME | 30-36 HOURS                     |
| LED              | 160 LM/W                        |
| MATERIAL         | DIE-CASTING ALUMINIUM           |
| INSTALL HEIGHT   | 4-7 m                           |
| WARRANTY         | 2 YEARS                         |

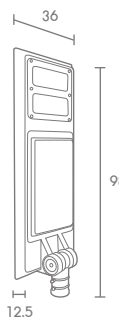
PRICE **9,900.-**



### SOLAR-WB0310C60-03

|                  |                                 |
|------------------|---------------------------------|
| LED LAMP         | 5730 LED 200PCS 60W 3000K-6000K |
| SOLAR PANEL      | 16V 36W, POLYCRYSTALLINE        |
| BATTERY TYPE     | LiFePO4 12.8V 24AH              |
| CHARGING TIME    | 6-8 HOURS                       |
| DISCHARGING TIME | 30-36 HOURS                     |
| LED              | 160 LM/W                        |
| MATERIAL         | DIE-CASTING ALUMINIUM           |
| INSTALL HEIGHT   | 5-8 m                           |
| WARRANTY         | 2 YEARS                         |

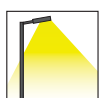
PRICE **13,400.-**



### SOLAR-WB0310D100-03

|                  |                                  |
|------------------|----------------------------------|
| LED LAMP         | 5730 LED 200PCS 100W 3000K-6000K |
| SOLAR PANEL      | 16V 48W, POLYCRYSTALLINE         |
| BATTERY TYPE     | LiFePO4 12.8V 42AH               |
| CHARGING TIME    | 6-8 HOURS                        |
| DISCHARGING TIME | 30-36 HOURS                      |
| LED              | 160 LM/W                         |
| MATERIAL         | DIE-CASTING ALUMINIUM            |
| INSTALL HEIGHT   | 6-9 m                            |
| WARRANTY         | 2 YEARS                          |

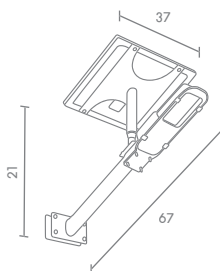
PRICE **15,900.-**



NEW

# SOLAR-SERIES

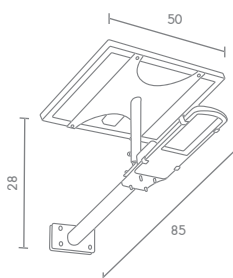
## Exterior Solar lighting



### SOLAR-WB12

|                  |                          |
|------------------|--------------------------|
| LED LAMP         | LED 12W 6000K-6500K      |
| SOLAR PANEL      | 15V 12W, POLYCRYSTALLINE |
| BATTERY TYPE     | LITHIUM-ION 11.1V 5AH    |
| CHARGING TIME    | 6-8 HOURS                |
| DISCHARGING TIME | 8-12 HOURS               |
| LED              | 160 LM/W                 |
| MATERIAL         | ALUMINIUM                |
| INSTALL HEIGHT   | 3-5 m                    |
| WARRANTY         | 3 YEARS                  |

**PRICE 5,500**



### SOLAR-WB24

|                  |                          |
|------------------|--------------------------|
| LED LAMP         | LED 24W 6000K-6500K      |
| SOLAR PANEL      | 15V 24W, POLYCRYSTALLINE |
| BATTERY TYPE     | LITHIUM-ION 11.1V 10AH   |
| CHARGING TIME    | 6-8 HOURS                |
| DISCHARGING TIME | 8-12 HOURS               |
| LED              | 160 LM/W                 |
| MATERIAL         | ALUMINIUM                |
| INSTALL HEIGHT   | 4-6 m                    |
| WARRANTY         | 2 YEARS                  |

**PRICE 9,000**



NEW


# SOLAR-SERIES

## Exterior Solar Lighting



### SOLAR-PT0840A30-01

|                  |                            |
|------------------|----------------------------|
| LED LAMP         | LED 60PCS 3000K-6000K      |
| SOLAR PANEL      | 15V 28.5W, MONOCRYSTALLINE |
| BATTERY TYPE     | LITHIUM-ION 11.1V 15.6AH   |
| CHARGING TIME    | 6-8 HOURS                  |
| DISCHARGING TIME | 30-36 HOURS                |
| LED              | 160 LM/W                   |
| MATERIAL         | ALUMINIUM                  |
| WARRANTY         | 2 YEARS                    |
| <b>PRICE</b>     | <b>27,280.-</b>            |





# SOLAR-SERIES

## Exterior Solar Lighting

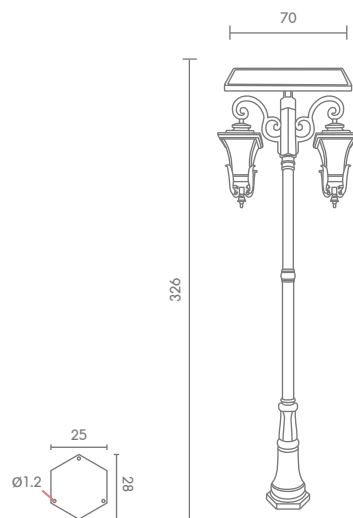
NEW



### SOLAR-PT0854A30-01

|                  |                            |
|------------------|----------------------------|
| LED LAMP         | LED 60PCS 3000K-6000K      |
| SOLAR PANEL      | 15V 28.5W, MONOCRYSTALLINE |
| BATTERY TYPE     | LITHIUM-ION 11.1V 15.6AH   |
| CHARGING TIME    | 6-8 HOURS                  |
| DISCHARGING TIME | 30-36 HOURS                |
| LED              | 160 LM/W                   |
| MATERIAL         | ALUMINIUM                  |
| WARRANTY         | 2 YEARS                    |

**PRICE 27,280.-**



NEW

# SOLAR-SERIES

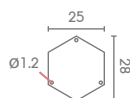
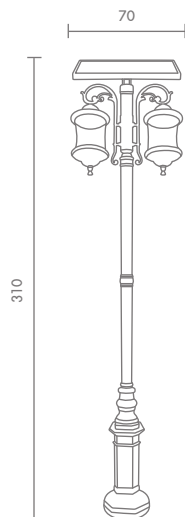
## Exterior Solar Lighting



### SOLAR-PT0853A30-01

|                  |                            |
|------------------|----------------------------|
| LED LAMP         | LED 60PCS 3000K-6000K      |
| SOLAR PANEL      | 15V 28.5W, MONOCRYSTALLINE |
| BATTERY TYPE     | LITHIUM-ION 11.1V 15.6AH   |
| CHARGING TIME    | 6-8 HOURS                  |
| DISCHARGING TIME | 30-36 HOURS                |
| LED              | 160 LM/W                   |
| MATERIAL         | ALUMINIUM                  |
| WARRANTY         | 2 YEARS                    |

PRICE **31,060**



# SOLAR-SERIES

Exterior Solar lighting

NEW



 Light-trio

## SOLAR-PT-MS005/30

แสงเตี้ย/วอร์ม  
Solar 18v/28w  
เวลาการทำงาน 18-24 ชั่วโมง  
LED 12W  
Aluminium + pc

**PRICE 20,000.-**  
(ราคาเฉพาะโคมไม่รวมเสา)



 Light-tr

## SOLAR-PT-MS009/60

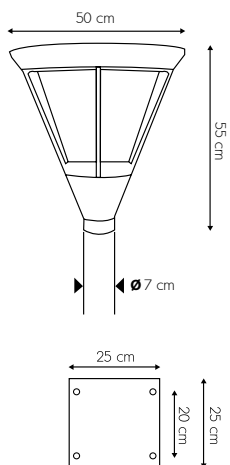
แสงเตี้ย/วอร์ม  
Solar 12v/20w  
เวลาการทำงาน 8-12 ชั่วโมง  
LED 20W  
Aluminium + Clear Glass

**PRICE 20,000.-**  
(ราคาเฉพาะโคมไม่รวมเสา)

# SOLAR-SERIES

Exterior Solar lighting

NEW

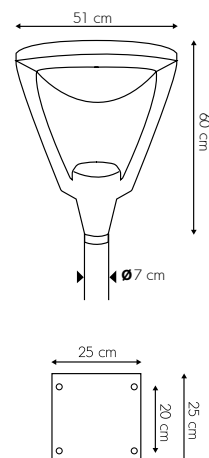


 Light-trio

**SOLAR-PT-MS010/60**

แสงเดย์/วอร์ม  
Solar 18v/28w  
เวลาการทำงาน 18-24 ชั่วโมง  
LED 12W  
Aluminium + pc

**PRICE 20,000.-**  
(ราคาเฉพาะโคมไม่รวมเสา)



 Light-trio

**SOLAR-PT-MS012/30**

แสงเดย์/วอร์ม  
Solar 18v/28w  
เวลาการทำงาน 18-24 ชั่วโมง  
LED 12W  
Aluminium + pc

**PRICE 20,000.-**  
(ราคาเฉพาะโคมไม่รวมเสา)

# SOLAR-SERIES

Exterior Solar lighting

NEW



 Light-trio

**SOLAR-PT-MS018/13**

แสงวอร์ม  
Solar 18w/28w  
เวลาการทำงาน 18-24 ชั่วโมง  
LED 15W  
Aluminium + pc

**PRICE 20,000.-**

(ราคาเฉพาะโคมไม่รวมเสา)

เสา PT-01/(7)



 Light-trio

**SOLAR-PT-MS013/30**

แสงดย์/วอร์ม  
Solar 18w/28w  
เวลาการทำงาน 18-24 ชั่วโมง  
LED 12W  
Aluminium + pc

**PRICE 20,000.-**

(ราคาเฉพาะโคมไม่รวมเสา)

เสา PT-01/(7)

# SOLAR-SERIES

Exterior Solar lighting

NEW



 Light-trio

**SOLAR-BOL1 1680/LTO**

แสงวอร์ม

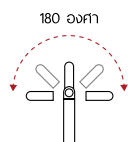
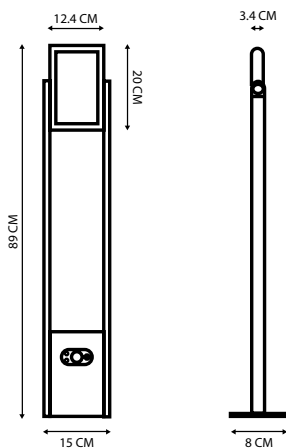

Motion Sensor

เวลาการทำงาน 8-14 ชั่วโมง

LED 2.5W

Aluminium + pc

PRICE 6,400.-



\*สามารถปรับระดับการใช้งานได้ 180 องศา



# UD-SERIES

## Exterior Wall Up Down Lights

 Light-trio

**UD-101**  
GU10 LED 8W  
ALUMINIUM

700.-



 Light-trio

**UD-111/L**  
E27 LED A60 9W  
ALUMINIUM

1,000.-



UD

 Light-trio

**UD-111**  
E27 LED A60 9W  
ALUMINIUM

700.-



 Light-trio

**UD-121**  
E27 LED 30W  
ALUMINIUM

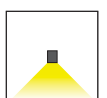
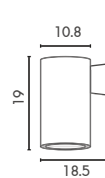
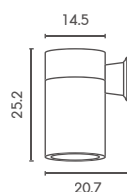
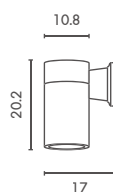
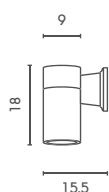
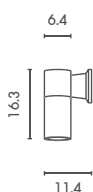
2,400.-



 Light-trio

**UD-111/L-1/BK**  
E27 LED A60 9W  
ALUMINIUM

1,000.-





# UD-SERIES

## Exterior Wall Up Down Lights

UD



 Light-trio

**UD-102**  
GU10(x2) LED 8W  
ALUMINIUM

900.-

 Light-trio

**UD-112**  
E27(x2) LED A60 9W  
ALUMINIUM

900.-

 Light-trio

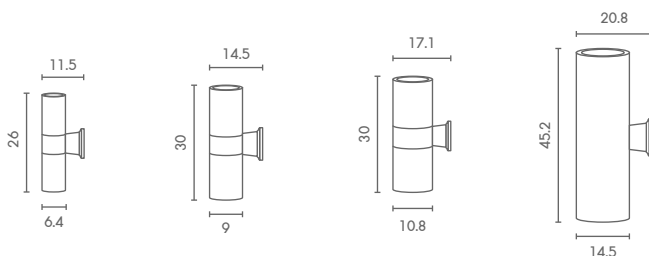
**UD-112/L**  
E27(x2) LED A60 9W  
ALUMINIUM

1,200.-

 Light-trio

**UD-122**  
E27(x2) LED A70 14W  
ALUMINIUM

3,000.-



UD



 Light-trio

**UD-131**  
E27 LED 12W  
ALUMINIUM

**750.-**



 Light-trio

**UD-141**  
E27 LED 12W  
ALUMINIUM

**800.-**



 Light-trio

**UD-151**  
E27 LED 12W  
ALUMINIUM

**1,000.-**



 Light-trio

**UD-132**  
E27(x2) LED 7W  
ALUMINIUM

**900.-**



 Light-trio

**UD-142**  
E27(x2) LED 12W  
ALUMINIUM

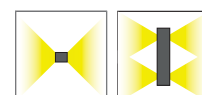
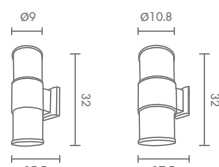
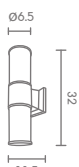
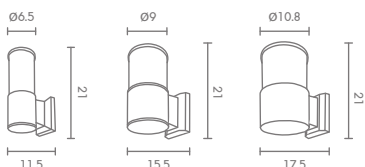
**1,000.-**




 Light-trio

**UD-152**  
E27(x2) LED 12W  
ALUMINIUM

**1,300.-**







 Light-trio

**UD-161**  
E27 LED A60 9W  
ALUMINIUM

**900.-**



 Light-trio

**UD-191**  
E27 LED A60 9W  
ALUMINIUM

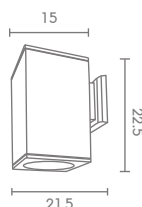
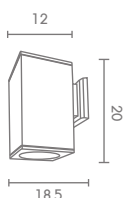
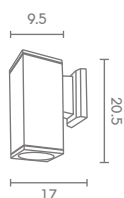
**1,200.-**



 Light-trio

**UD-201**  
E27 LED A70 14W  
ALUMINIUM

**2,400.-**



# UD-SERIES

## Exterior Wall Up Down Lights

คุณลักษณะ:

- ชิ้นส่วนประกอบอลูมิเนียม ขึ้นรูปด้วยการฉีดอัดแรงดันสูง
- แผ่นเคลือบด้วยสีโพลีเอสเตอร์กันยูวี
- หน้ากระจกนิรภัย
- ปะเก็นกันน้ำ
- สกรูที่ใช้ภายนอกตัวโคมผลิตจากโลหะสแตนเลส
- IP55 Class2



**UD-5050-0-2-225**

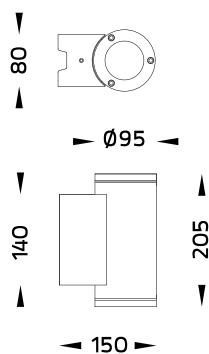
Led Retrofit 220-240V  
GU10 Max 2x10W

**2,000.-** (2 มง)

**UD-5051-0-2-225**

Led Retrofit 220-240V  
GU10 Max 10W

**1,950.-** (ทางเดียว)



**UD-5150-0-2-225**

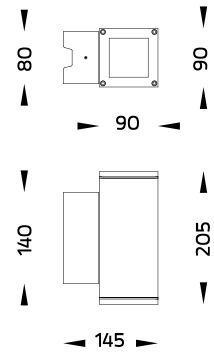
Led Retrofit 220-240V  
GU10 Max 2x10W

**2,200.-** (2 มง)

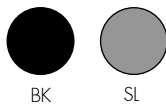
**UD-5151-0-2-225**

Led Retrofit 220-240V  
GU10 Max 10W

**2,150.-** (ทางเดียว)



สีของตัวโคม



# UD-SERIES

## Exterior Wall Up Down Lights

UD



 Light-trio

**UD-162**  
E27(x2) LED A60 9W  
ALUMINIUM

1,100.-

 Light-trio


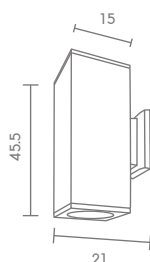
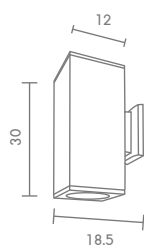
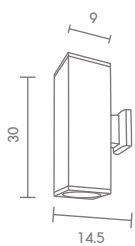
**UD-192**  
E27(x2) LED A60 9W  
ALUMINIUM

1,600.-

 Light-trio

**UD-202**  
E27(x2) LED A70 14W  
ALUMINIUM

3,000.-



UD



 Light-trio

**UD-1818/1**  
GU10 LED 220V 8W  
ALUMINIUM

1,000.-



 Light-trio

**UD-1818/2**  
GU10(x2) LED 220V 8W  
ALUMINIUM

1,300.-



 Light-trio

**UD-1819/1/BK**  
GU10 LED 220V 6W  
ALUMINIUM

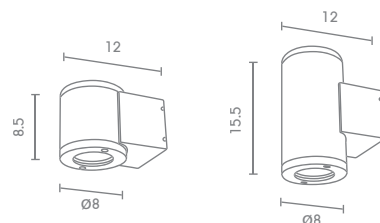
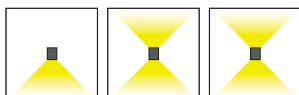
1,000.-



 Light-trio

**UD-1819/2/BK**  
GU10(x2) LED 220V 6W  
ALUMINIUM


1,300



# UD-SERIES

Exterior Wall Up Down Lights

UD



 Light-trio

**UD-1824/GU10**

GU10 LED 220V 8W  
ALUMINIUM

1,640.-



 Light-trio

**UD-211**

E27 LED A60 9W  
ALUMINIUM

1,000.-

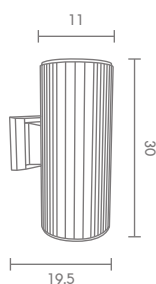
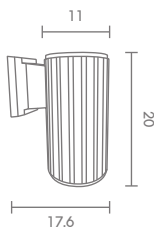
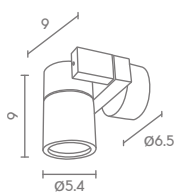


 Light-trio

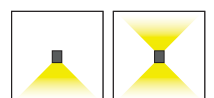
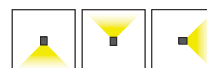
**UD-212**

E27(x2) LED A60 9W  
ALUMINIUM


1,300.-



UD-1824







# UD-SERIES

Exterior Wall Up Down Lights

UD



 Light-trio

**UD-1857/G9**

G9 LED 220V 5W  
ALUMINIUM

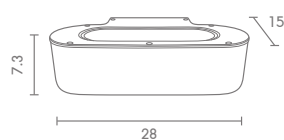
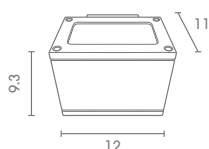
**1,600.-**

 Light-trio

**UD-380**

E27 LED 12W  
ALUMINIUM

**1,600.-**



UD



 Light-trio

**UD-11206/GX53**

GX53 LED 220V 5W  
ALUMINIUM

**2,000.-** ԲՏԱԶՈՒ



 Light-trio

**UD-11307**

E27 LED 12W  
ALUMINIUM

**1,200.-**

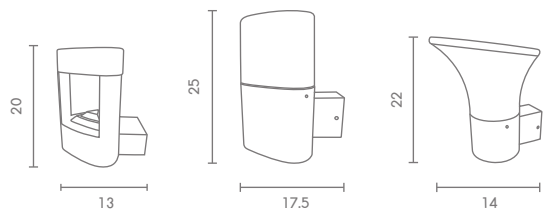
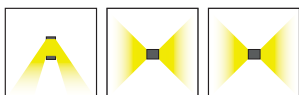


 Light-trio

**UD-11408**

E27 LED 12W  
ALUMINIUM


**1,200.-**



# UD-SERIES

## Exterior Wall Up Down Lights

UD



 Light-trio

**UD-181**

E27 LED P45 5W  
E27 LED PAR20 8W  
ALUMINIUM

**900.-**

 Light-trio

**UD-182**

E27(x2) LED P45 5W  
E27(x2) LED PAR20 8W  
ALUMINIUM

**1,200.-**

 Light-trio

**UD-221**

GU10 LED 220V 8W  
ALUMINIUM

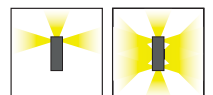
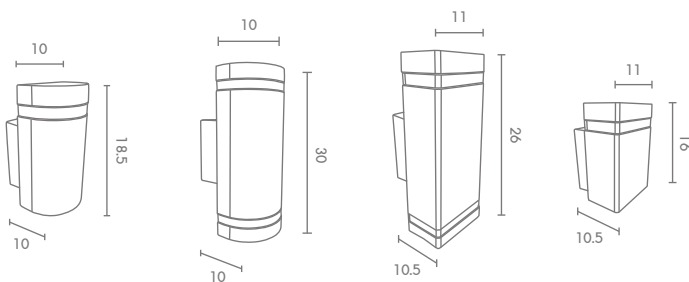
**1,000.-**

 Light-trio

**UD-222**

GU10(x2) LED 220V 8W  
ALUMINIUM

**1,300.-**



# UD-SERIES

Exterior Wall Up Down Lights


UD



 Light-trio

**UD-1802C**  
E27 LED 12W  
ALUMINIUM

1,600.-



 Light-trio

**UD-370**  
G9 LED 220V 5W  
ALUMINIUM

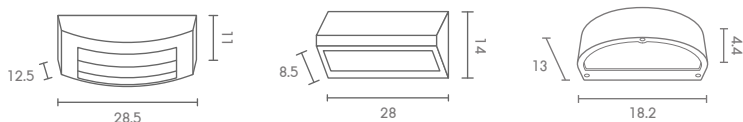
1,600.-



 Light-trio

**UD-280**  
E27 LED 12W  
ALUMINIUM

1,200.-



UD



 Light-trio

**UD-2512**  
E27 LED 30W  
ALUMINIUM

**4,000.-**

 Light-trio

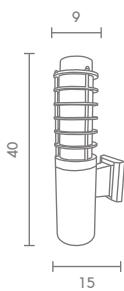
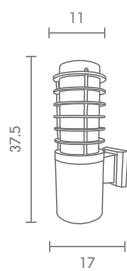
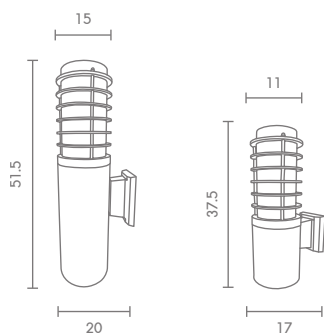
**UD-2511**  
E27 LED 24W  
ALUMINIUM

**2,400.-**

 Light-trio

**UD-2510**  
E27 LED 12W  
ALUMINIUM

**1,800.-**






# UD-SERIES

## Exterior Wall Up Down Lights

UD



ปรับมุมแสงได้

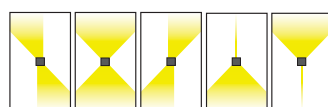
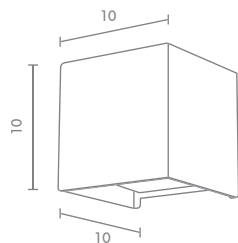
 Light-trio

**UD-B1002**

LED 4W 3000K

ALUMINIUM

**1,600.-**





# UD-SERIES

Exterior Wall Up Down Lights

UD



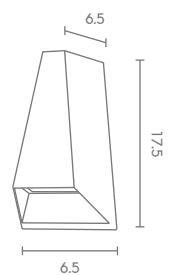
 Light-trio

**UD-0766/LED**

LED(x2) CREE 3W 3000K

ALUMINIUM

**2,000.-**



# UD-SERIES

Exterior Wall Up Down Lights

UD



 Light-trio

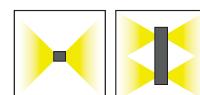
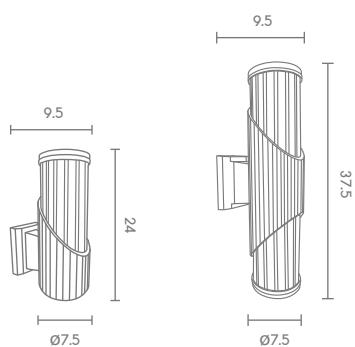
**UD-421**  
E27 LED 12W  
ALUMINIUM

1,200.-

 Light-trio

**UD-422**  
E27(x2) LED 12W  
ALUMINIUM

1,600.-







 Light-trio

**UD-411/BK**

E27 LED 9W  
ALUMINIUM

**1,100.-**



 Light-trio

**UD-412/BK**

E27 LED 9W  
ALUMINIUM

**1,500.-**



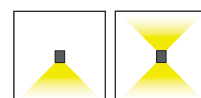
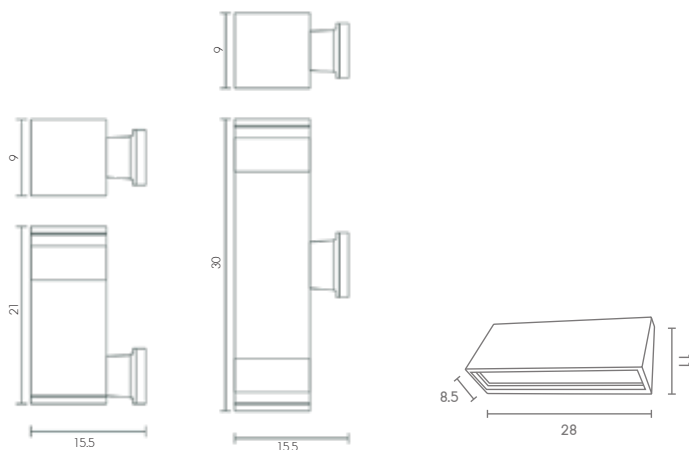
UD

 Light-trio

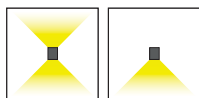
**UD-450**

E27 LED 12W  
ALUMINIUM

**1,400.-**







# UD-SERIES

Exterior Wall Up Down Lights

UD



 Light-trio

**UD-709/2**

E27(x2) LED A70 14W  
ALUMINIUM

2,600.-

 Light-trio

**UD-709**

E27 LED A70 14W  
ALUMINIUM

1,500.-

 Light-trio

**UD-709/2/S**

E27(x2) LED A60 9W  
ALUMINIUM

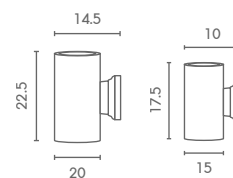
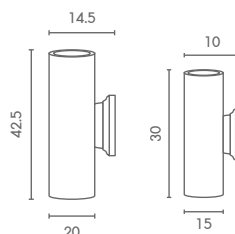
1,300.-

 Light-trio

**UD-709/S**

E27 LED A60 9W  
ALUMINIUM

960.-



UD



 Light-trio

**UD-482**  
E27(x2) LED A60 7W  
ALUMINIUM

1,600.-



 Light-trio

**UD-490**  
E27 LED 12W  
ALUMINIUM

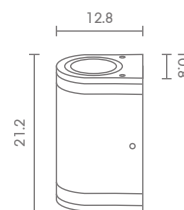
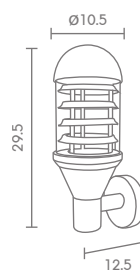
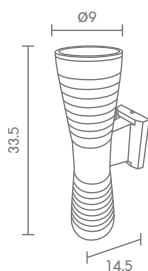

1,600.-



 Light-trio

**UD-502/GU10**  
GU10(x2) LED 220V 8W  
ALUMINIUM

1,600.-





 Light-trio

**UD-653**  
E27(x2) LED 7W  
ALUMINIUM

1,000.-

 Light-trio

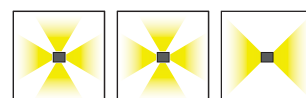
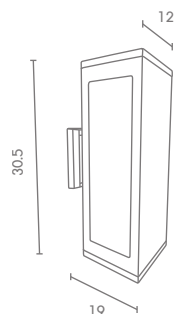

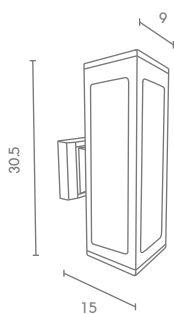
**UD-661**  
E27 LED 12W  
ALUMINIUM

1,000.-

 Light-trio

**UD-662**  
E27(x2) LED 7W  
ALUMINIUM

1,000.-







# UD-SERIES

Exterior Wall Up Down Lights

UD



 Light-trio

**UD-340**

E27 LED 7W  
ALUMINIUM

1,000.-

 Light-trio

**UD-350**

E27 LED 7W  
ALUMINIUM

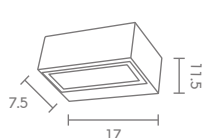
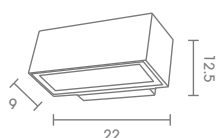
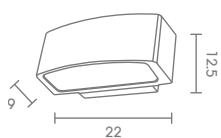
1,000.-

 Light-trio

**UD-360**

E27 3W  
ALUMINIUM

900.-



UD



 Light-trio

**UD-1879/1/GU10**

GU10 LED 220V 8W

ALUMINIUM

**1,100.-**



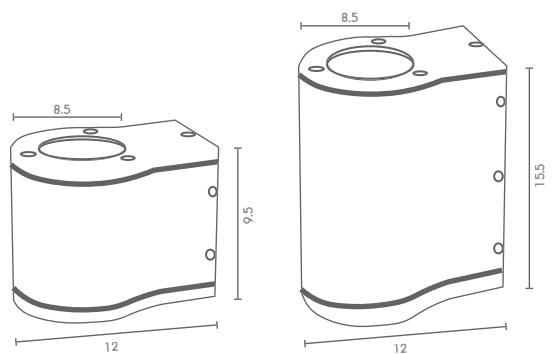
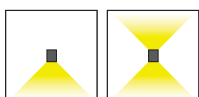
 Light-trio

**UD-1879/2/GU10**

GU10x2 LED 220V 8W

ALUMINIUM

**1,800.-**





 Light-trio

**UD-0213/GU10/BK**

GU10 LED 220V 8W

ALUMINIUM

**3,200.-**



 Light-trio

**UD-0214/GU10/BK**

GU10 LED 220V 8W

ALUMINIUM

**3,000.-**



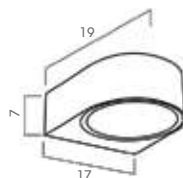
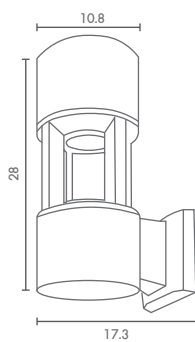
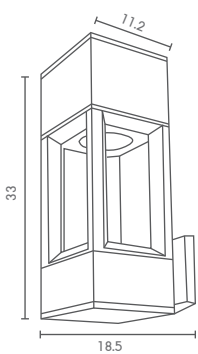
 Light-trio

**UD-290/BK**

E27 TORNADO 12W

ALUMINIUM

**900.-**



# WM-SERIES

Exterior Wall Mounted Lighting

WM



 Light-trio

**WM-0298/LED**

LED 220V 3W 3000K  
ALUMINIUM

1,400.-



 Light-trio

**WM-0301/LED**

LED 220V 3W 3000K  
ALUMINIUM

1,600.-

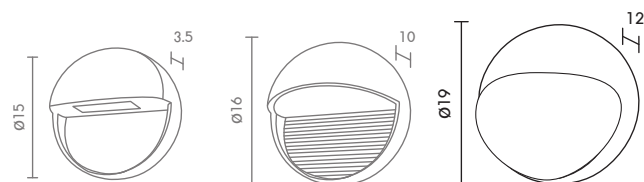


 Light-trio

**WM-690/BK**

E27 3U 11W  
ALUMINIUM + ACRYLIC OPAL

760.-





 Light-trio

**WM-0297/LED**

LED 220V 3W 3000K  
ALUMINIUM

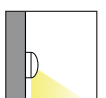
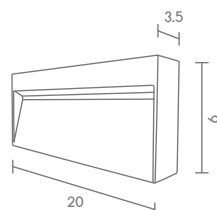
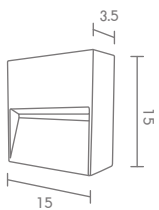
**1,200.-**

 Light-trio

**WM-0299/LED**

LED 220V 3W 3000K  
ALUMINIUM

**1,400.-**



# WM-SERIES

Exterior Wall Mounted Lighting

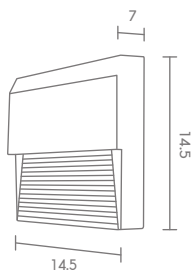
WM



## WM-0300/LED

LED 220V 3W 3000K  
ALUMINIUM

1,600.-





 Light-trio

**WM-0716**  
E27 LED 12W  
ALUMINIUM

**1,400.-**

 Light-trio

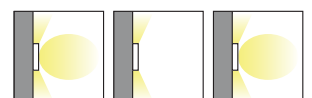
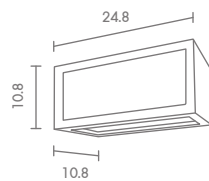
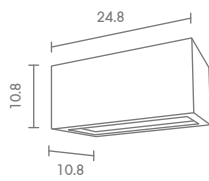
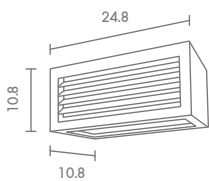
**WM-0717**  
E27 LED 12W  
ALUMINIUM

**1,400.-**

 Light-trio

**WM-0718**  
E27 LED 12W  
ALUMINIUM

**1,400.-**





# WM-SERIES

## Exterior Wall Mounted Lighting

WM



 Light-trio

**WM-1008**

E27 LED 12W  
ALUMINIUM + GLASS

800.-



 Light-trio

**WM-2031**

E27 LED 12W  
ALUMINIUM + GLASS

600.-

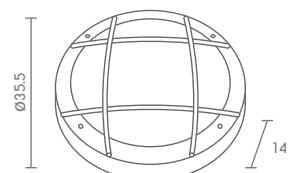
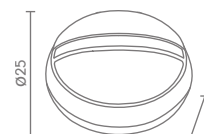


 Light-trio

**WM-131**

E27 LED 30W  
LED L22 16W  
ALUMINIUM + ACRYLIC

3,400.-





WM



 Light-trio

**WM-100**

E27 LED 24W

ALUMINIUM + ACRYLIC

1,300.-



 Light-trio

**WM-110**

E27 LED 24W

ALUMINIUM + ACRYLIC

1,300.-



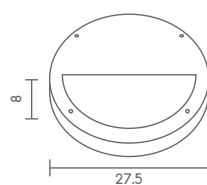
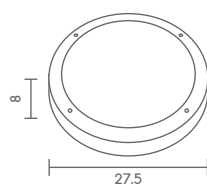
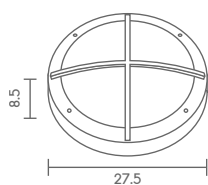
 Light-trio

**WM-120**

E27 LED 24W

ALUMINIUM + ACRYLIC

1,300.-



# WM-SERIES

## Exterior Wall Mounted Lighting

WM



 Light-trio

### WM-171

E27 LED 24W  
LED L22 16W  
ALUMINIUM + ACRYLIC

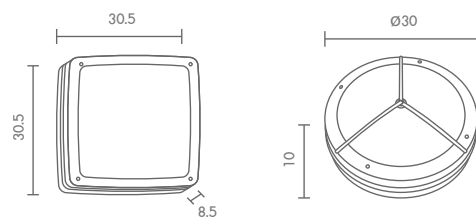
1,600.-

 Light-trio

### WM-181

E27 LED 24W  
LED L22 16W  
ALUMINIUM + ACRYLIC

1,500.-

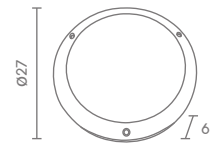




 Light-trio

**WM-2001**  
E27 LED 24W  
ALUMINIUM + ACRYLIC

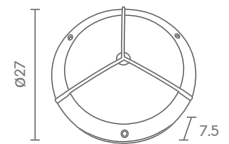
600.-



 Light-trio

**WM-2002**  
E27 LED 24W  
ALUMINIUM + ACRYLIC

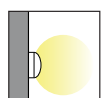

600.-



 Light-trio

**WM-2003**  
E27 LED 24W  
ALUMINIUM + ACRYLIC

600.-



# WM-SERIES

## Exterior Wall Mounted Lighting

WM



 Light-trio

**WM-2033**

E27 LED 12W  
ALUMINIUM + GLASS

440.-



 Light-trio

**WM-2034**

E27 LED 12W  
ALUMINIUM + GLASS

440.-

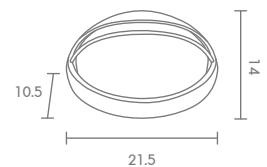
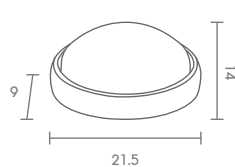
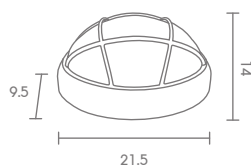
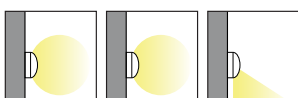



 Light-trio

**WM-2035**

E27 LED 12W  
ALUMINIUM + GLASS

440.-





 Light-trio

**WM-230**  
E27 LED 12W  
ALUMINIUM

1,200.-

 Light-trio

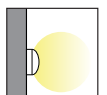
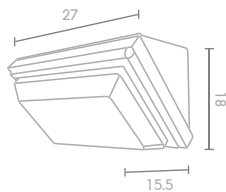
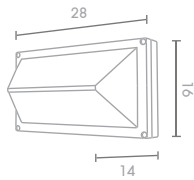
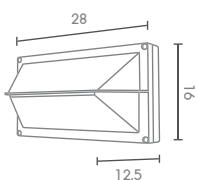
**WM-240**  
E27 LED 12W  
ALUMINIUM +GLASS

1,200.-

 Light-trio

**WM-420**  
E27 LED 12W  
ALUMINIUM +GLASS

1,900.-





Light-trio

**WM-2801**  
E27 LED 12W  
ALUMINIUM + GLASS

900.-



Light-trio

**WM-2802**  
E27 LED 12W  
ALUMINIUM + GLASS

900.-



Light-trio

**WM-2803/G/BK**  
E27 LED 12W  
ALUMINIUM + GLASS

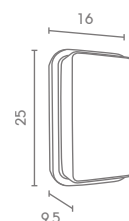
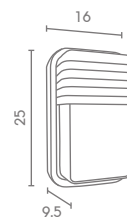
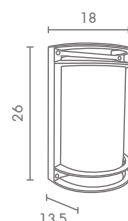
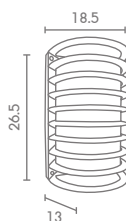
600.-



Light-trio

**WM-2809/G/BK**  
E27 LED 12W  
ALUMINIUM + GLASS

600.-





 Light-trio

**WM-281**

E27 LED 12W

ALUMINIUM + GLASS

1,600.-

**WM-281S**

E27 LED 14W

ALUMINIUM + GLASS

1,200.-

 Light-trio

**WM-280S**

E27 LED 12W

ALUMINIUM + GLASS

1,200.-



 Light-trio

**WM-291**

E27 LED 12W

ALUMINIUM + GLASS

1,600.-

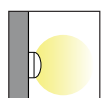
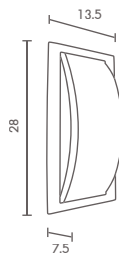
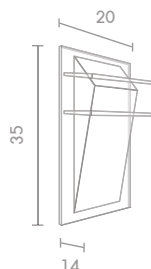
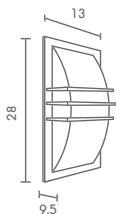
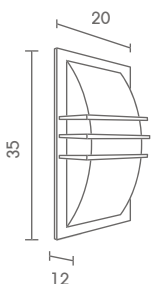
 Light-trio

**WM-378S**

E27 LED 12W

ALUMINIUM + GLASS

1,200.-





# WM-SERIES

## Exterior Wall Mounted Lighting

WM



 Light-trio

**WM-87139-CUBIK**

R7s 80W

ALUMINIUM + GLASS

**2,800.-**



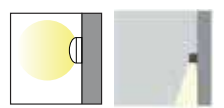
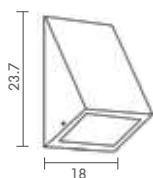
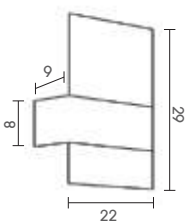
 Light-trio

**WM-86993-ARKTIC**

E27 LED 60W

STAINLESS STEEL + GLASS

**2,450.-**





WM



 Light-trio

**WM-300**

E27 LED 12W  
ALUMINIUM + GLASS

1,400.-

 Light-trio

**WM-310**

E27 LED 12W  
ALUMINIUM + GLASS

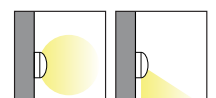
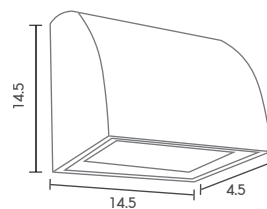
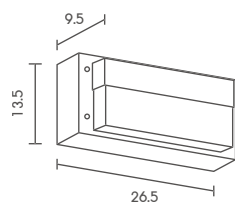
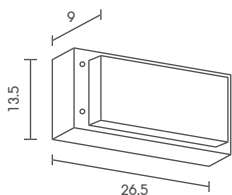
1,500.-

 Light-trio

**WM-0719/LED/BK**

LED 10W  
ALUMINIUM + GLASS

2,800.-



WM



 Light-trio

**WM-370/BK**  
E27 LED 14W  
ALUMINIUM + GLASS

900.-



 Light-trio

**WM-380/BK**  
E27 LED 14W  
ALUMINIUM + GLASS

900.-



 Light-trio

**WM-390/BK**  
E27 LED 14W  
ALUMINIUM + GLASS

900.-



 Light-trio

**WM-C-01/BK**  
E27 LED 12W  
ALUMINIUM + GLASS

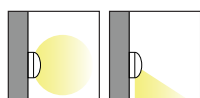
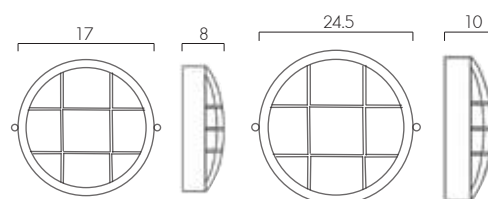
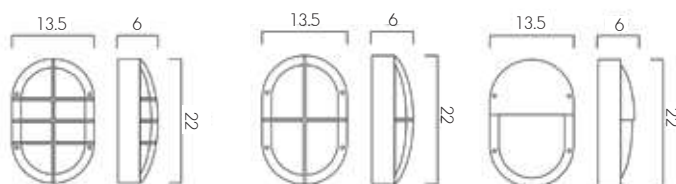
260.-



 Light-trio

**WM-C-08/BK**  
LED A60 12W  
ALUMINIUM + GLASS

600.-



# WM-SERIES

Exterior Wall Mounted Lighting



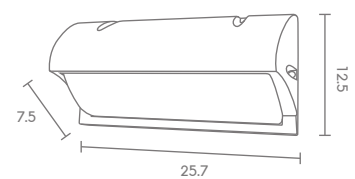
WM



 Light-trio

**WM-410**  
E27 LED 24W  
ALUMINIUM + GLASS

**1,300.-**



# WM-SERIES

Exterior Wall Mounted Lighting

WM



 Light-trio

**WM-430**

E27 LED 24W

ALUMINIUM + GLASS

**1,500.-**

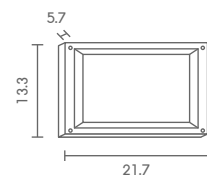
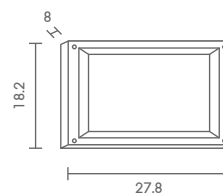
 Light-trio

**WM-430S**

E27 LED 12W

ALUMINIUM + GLASS

**1,300.-**





WM



 Light-trio

**WM-460**  
E27 LED 24W  
ALUMINIUM + GLASS

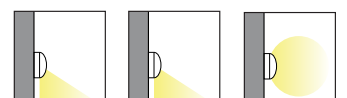
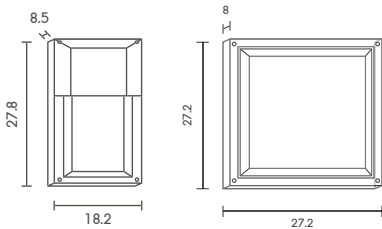
**1,600.-**



 Light-trio

**WM-511/BK**  
E27 LED 24W  
ALUMINIUM + GLASS

**1,800.-**





# WM-SERIES

## Exterior Wall Mounted Lighting



 Light-trio

**WM-620/BK**

E27 LED 24W  
LED I22 16W  
ALUMINIUM

**1,630.-**

 Light-trio

**WM-630/BK**

E27 LED 24W  
LED I22 16W  
ALUMINIUM

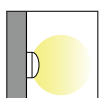
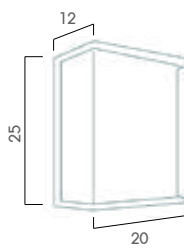
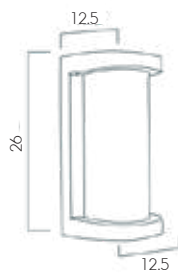
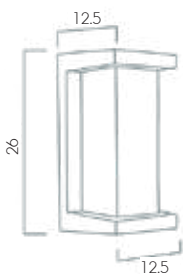
**1,630.-**

 Light-trio

**WM-820/BK**

E27\*2 LED 24W  
ALUMINIUM

**1,800.-**






# WM-SERIES

Exterior Wall Mounted Lighting

WM



 Light-trio

**WM-480**  
E27 LED 12W  
STEEL

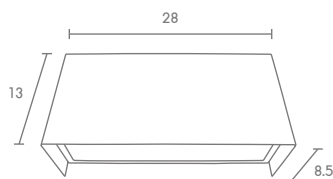
1,000.-

 Light-trio

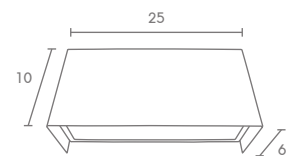
**WM-488**  
E27 LED 12W  
STEEL

1,000.-

WM-480



WM-488





 Light-trio

**WM-520**

E27 LED A60 9W  
ALUMINIUM + GLASS

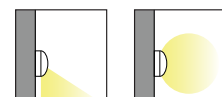
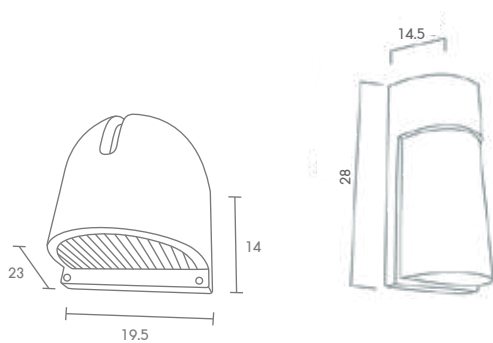
**1,600.-**

 Light-trio

**WM-600**

E27 LED 24W  
LED L22 16W  
ALUMINIUM + GLASS

**1,540.-**



# WM-SERIES

Exterior Wall Mounted Lighting

WM



 Light-trio

**WM-530**

G9 LED 220V 5W  
ALUMINIUM + GLASS

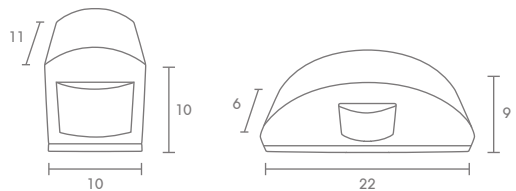
**1,600.-**

 Light-trio

**WM-540**

G9 LED 220V 5W  
ALUMINIUM + GLASS

**1,600.-**



# WM-SERIES

Exterior Wall Mounted Lighting

WM



 Light-trio

**WM-570**  
E27 LED 12W  
ALUMINIUM

**1,400.-**

 Light-trio

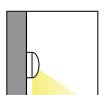
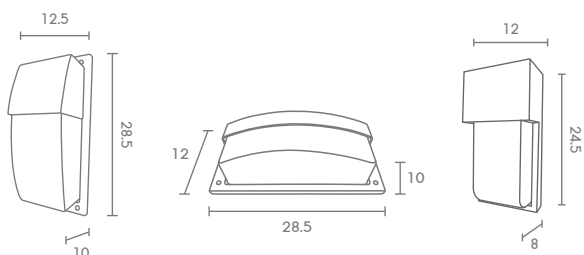
**WM-571**  
E27 LED 12W  
ALUMINIUM

**1,400.-**

 Light-trio

**WM-810**  
E27 LED 12W  
ALUMINIUM

**1,580.-**





 Light-trio

**WM-700**

E27 LED 7W

ALUMINIUM + ACRYLIC

**1,200.-**

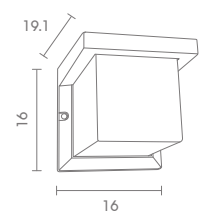
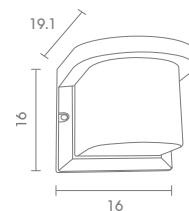
 Light-trio

**WM-710**

E27 LED 7W

ALUMINIUM + ACRYLIC

**1,200.-**





 Light-trio

**WM-801**

E27 LED 12W

ALUMINIUM + ACRYLIC

**1,500.-**

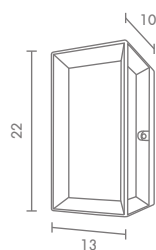
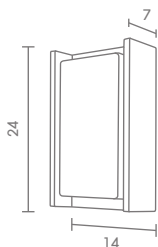
 Light-trio

**WM-830**

E27 LED 12W

ALUMINIUM + ACRYLIC

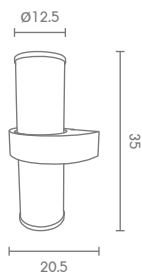
**1,500.-**



# WM-SERIES

Exterior Wall Mounted Lighting

WM



 Light-trio

**WM-86541-BEVERLY**

E27(x2) LED 12W

ALUMINIUM

**2,300.-**



# WM-SERIES

Exterior Wall Mounted Lighting

WM



 Light-trio

**WM-A18**

E27 LED 12W  
ALUMINIUM + GLASS

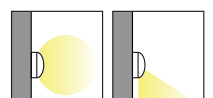
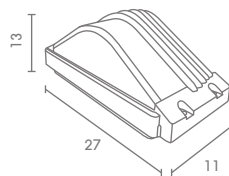
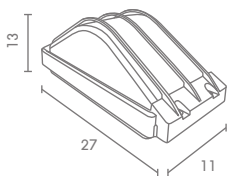
600.-

 Light-trio

**WM-A19**

E27 LED 12W  
ALUMINIUM + GLASS

600.-







 Light-trio

**WM-B-01**

E27 LED 7W  
ALUMINIUM + GLASS

280.-



 Light-trio

**WM-B-04**

E27 LED 7W  
ALUMINIUM

300.-



 Light-trio

**WM-B-058S**

E27 LED 7W  
ALUMINIUM

300.-



 Light-trio

**WM-B-00**

E27 LED 7W  
ALUMINIUM

280.-



 Light-trio

**WM-B-03**

E27 LED 7W  
ALUMINIUM

300.-

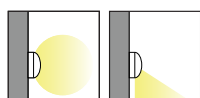
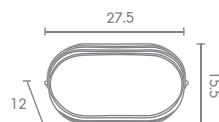
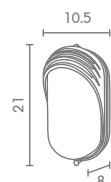
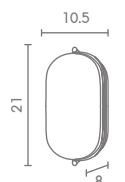
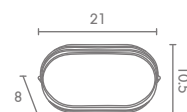
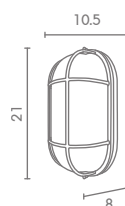


 Light-trio

**WM-B-058**

E27 LED 14W  
ALUMINIUM

560.-





 Light-trio

**WM-2301**  
E27 LED 12W  
ALUMINIUM + GLASS  
**600.-**



 Light-trio

**WM-B-08**  
E27 LED 12W  
ALUMINIUM + GLASS  
**560.-**



 Light-trio

**WM-580**  
E27 LED 12W  
ALUMINIUM + ACRYLIC  
**1,400.-**



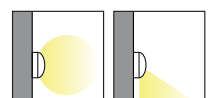
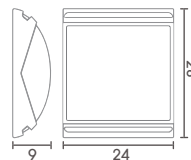
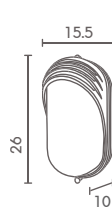
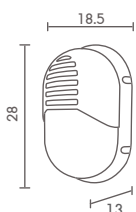
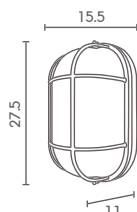
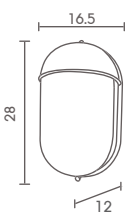
 Light-trio

**WM-B-09**  
E27 LED 12W  
ALUMINIUM + ACRYLIC  
**600.-**



 Light-trio

**WM-590/GY**  
E27 LED 12W  
ALUMINIUM + ACRYLIC  
**1,400.-**



WM



STEP

 Light-trio

**STEP-110**

G9 LED 220V 3W  
ALUMINIUM + GLASS

1,200.-

 Light-trio

**STEP-120**

G9 LED 220V 5W  
ALUMINIUM

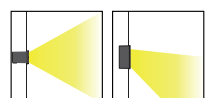
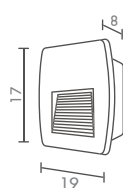
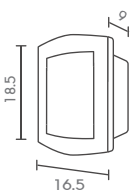
1,200.-

 Light-trio

**STEP-130**

G9 LED 220V 5W  
ALUMINIUM

1,200.-



# STEP-SERIES

## Exterior Steplights



STEP

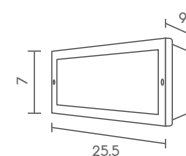


 Light-trio

### STEP-140

E27 GENIE 11W  
E27 LED PLE 7W  
ALUMINIUM

900.-

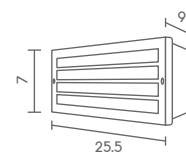


 Light-trio

### STEP-150

E27 GENIE 11W  
E27 LED PLE 7W  
ALUMINIUM

900.-

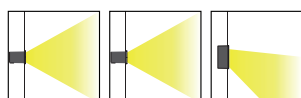
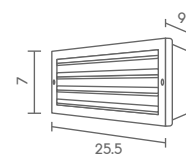


 Light-trio

### STEP-160

E27 GENIE 11W  
E27 LED PLE 7W  
ALUMINIUM

900.-



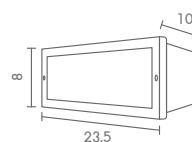


 Light-trio

**STEP-1501**

E27 GENIE 11W  
E27 LED PLE 7W  
ALUMINIUM

400.-

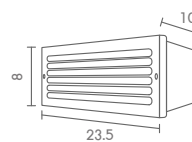


 Light-trio

**STEP-1502**

E27 GENIE 11W  
E27 LED PLE 7W  
ALUMINIUM

400.-

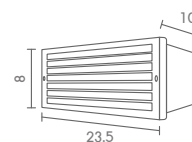


 Light-trio

**STEP-1503**

E27 GENIE 11W  
E27 LED PLE 7W  
ALUMINIUM

400.-

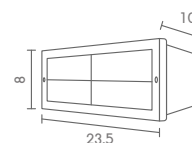


 Light-trio

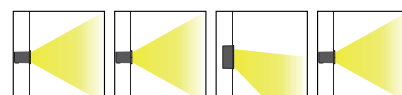
**STEP-1504**

E27 GENIE 11W  
E27 LED PLE 7W  
ALUMINIUM

400.-



STEP





STEP



 Light-trio

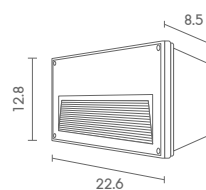
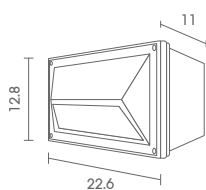
**STEP-200**  
E27 GENIE 11W  
E27 LED PLE 7W  
ALUMINIUM

**700.-**

 Light-trio

**STEP-210**  
E27 GENIE 11W  
E27 LED PLE 7W  
ALUMINIUM

**700.-**



STEP



 Light-trio

**STEP-230**

G9 LED 220V 5W  
ALUMINIUM

1,000.-

 Light-trio

**STEP-240**

G9 LED 220V 3W  
ALUMINIUM

1,000.-

 Light-trio

**STEP-250**

E27 GENIE 11W  
E27 LED PLE 7W  
ALUMINIUM

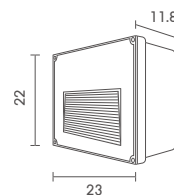
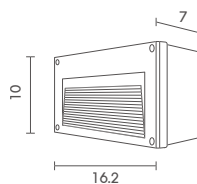
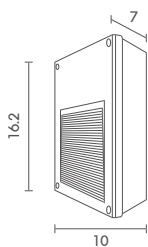
1,800.-

 Light-trio

**STEP-250/LED**

LED 5W  
ALUMINIUM

2,000.-





# STEP-SERIES

## Exterior Steplights

STEP



 Light-trio

### STEP-270

E27 GENIE 18W  
E27 LED PLE 7W  
ALUMINIUM

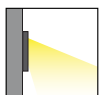
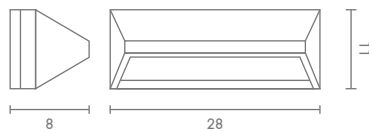
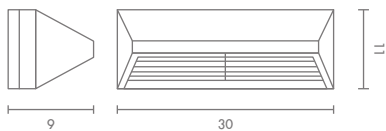
1,600.-

 Light-trio

### STEP-280

E27 GENIE 18W  
E27 LED PLE 7W  
ALUMINIUM

1,800.-





# STEP-SERIES

## Exterior Steplights



STEP

 Light-trio

**STEP-290/LED**

LED 220V 3W 3000K  
ALUMINIUM

1,500.-

 Light-trio

**STEP-300/LED**

LED 220V 3W 3000K  
ALUMINIUM

1,500.-

 Light-trio

**STEP-310/LED**

LED 220V 3W 3000K  
ALUMINIUM

1,500.-

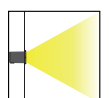
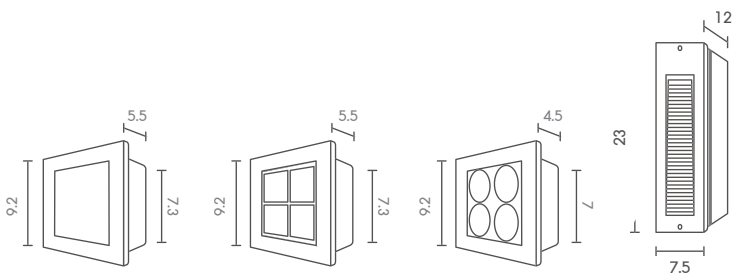
 Light-trio

**STEP-390**

G9 LED 220V 5W  
ALUMINIUM

1,800.-

(ราคาต่อแผงโคม)



# STEP-SERIES

## Exterior Steplights

 Light-trio

**STEP-350/G4**

G4 LED 220V 2.5W  
ALUMINIUM

**1,180.-** (เฉพาะโคม)



 Light-trio

**STEP-380/G4**

G4 LED 220V 2.5W  
ALUMINIUM

**1,180.-** (เฉพาะโคม)



 Light-trio

**STEP-370/G4**

G4 LED 220V 2.5W  
ALUMINIUM

**1,180.-** (เฉพาะโคม)



 Light-trio

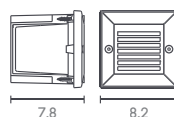
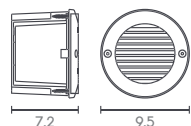
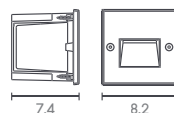
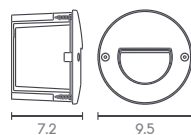
**STEP-360/G4**

G4 LED 220V 2.5W  
ALUMINIUM

**1,180.-** (เฉพาะโคม)



STEP





# UP-SERIES

Exterior Spotlights



 Light-trio

**UP-DC003**

LED 220V 7W 12W 3000K

ALUMINIUM

**3,200.-** (7W)

**3,500.-** (12W)



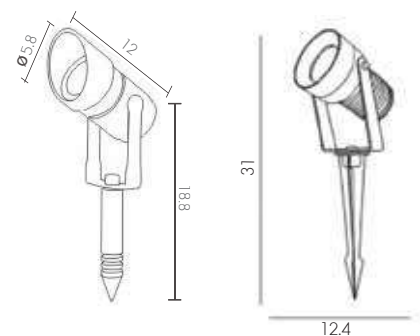
 Light-trio

**UP-CP7017/20**

LED 220V 20W 3000K

ALUMINIUM

**2,600.-**



124



UP

 Light-trio

**UP-17/GU10**

GU10 LED 220V 8W  
ALUMINIUM

**450.-**

 Light-trio

**UP-16/GU10**

GU10 LED 220V 8W  
ALUMINIUM

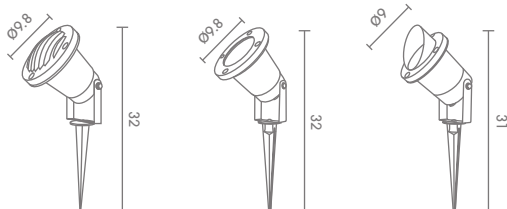
**450.-**

 Light-trio

**UP-13/GU10**

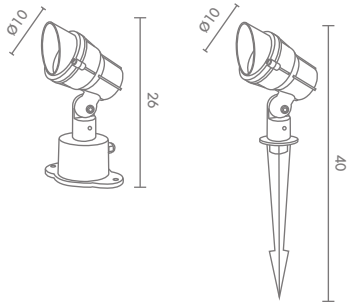
GU10 LED 220V 8W  
ALUMINIUM

**450.-**



# UP-SERIES

## Exterior Spotlights



UP



 Light-trio

**UP-13016**

MR16 LED 220V 7W  
MR16 LED 12V 8W  
ALUMINIUM

**1,400.-**

 Light-trio

**UP-13116**

MR16 LED 220V 7W  
MR16 LED 12V 8W  
ALUMINIUM

**1,400.-**



# UP-SERIES

## Exterior Spotlights



### UP-14020

E27 PAR20 50W  
E27 LED PAR20 8W  
ALUMINIUM

960.-



### UP-14120

E27 PAR20 50W  
E27 LED PAR20 8W  
ALUMINIUM

1,060.-



UP



### UP-15020

E27 PAR20 50W  
E27 LED PAR20 8W  
ALUMINIUM

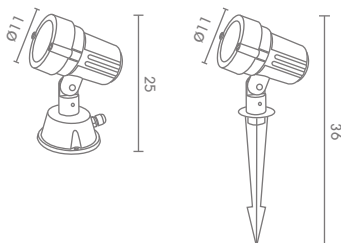
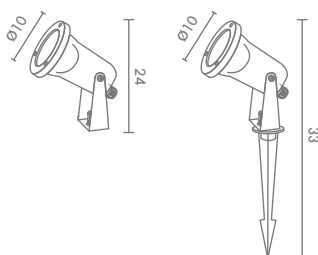
1,300.-



### UP-15120

E27 PAR20 50W  
E27 LED PAR20 8W  
ALUMINIUM

1,200.-









UP

 Light-trio

**UP-16030**

E27 PAR30 75W  
E27 LED PAR30 12W  
ALUMINIUM

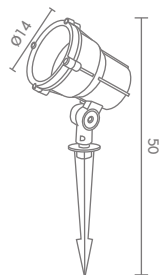
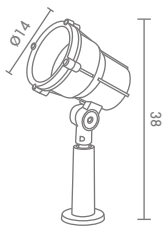
**1,600.-**

 Light-trio

**UP-16130**

E27 PAR30 75W  
E27 LED PAR30 12W  
ALUMINIUM

**1,600.-**





UP

 Light-trio

**UP-17038**

E27 PAR38 120V  
E27 LED PAR38 15W  
ALUMINIUM

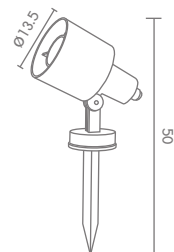
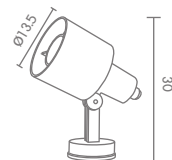
**1,300.-**

 Light-trio

**UP-17138**

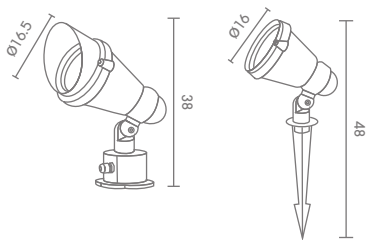
E27 PAR38 120V  
E27 LED PAR38 15W  
ALUMINIUM

**1,300.-**



# UP-SERIES

## Exterior Spotlights



 Light-trio

**UP-18030**

E27 PAR38 120W  
E27 LED PAR38 21W  
ALUMINIUM

**1,300.-**



 Light-trio

**UP-21130**

E27 PAR38 120W  
E27 LED PAR38 21W  
ALUMINIUM

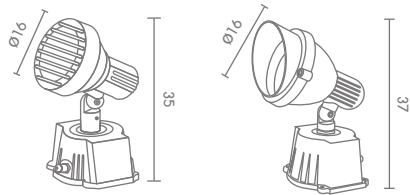
**1,300.-**

UP



# UP-SERIES

## Exterior Spotlights



UP



 Light-trio

**UP-19012**  
G12 HIT-CE 70W  
ALUMINIUM

**3,000.-**



 Light-trio

**UP-24012**  
G12 HIT-CE 70W  
ALUMINIUM

**3,000.-**





UP

 Light-trio

**UP-22138**

E27 PAR38 120W  
E27 LED PAR38 21W  
ALUMINIUM

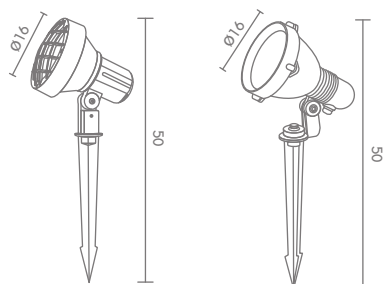
**1,800.-**

 Light-trio

**UP-20138**

E27 PAR38 120W  
E27 LED PAR38 21W  
ALUMINIUM

**1,800.-**





UP



 Light-trio

**UP-23016**  
GU10 220V 8W  
ALUMINIUM

**960.-**



 Light-trio

**UP-0325/GU10**  
GU10 LED 220V 8W  
ALUMINIUM

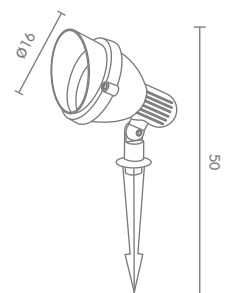
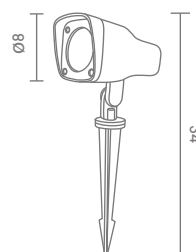
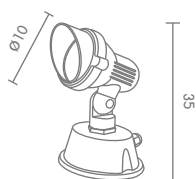
**800.-**



 Light-trio

**UP-24138**  
E27 PAR38 120W  
E27 LED PAR38 21W  
ALUMINIUM

**1,800.-**





\*\*Lamp not included/สินค้าไม่รวมหลอด

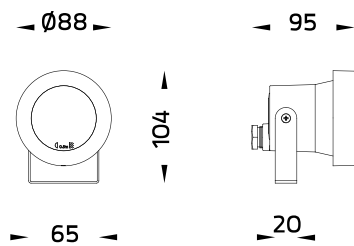
## UP-Series Exterior Spotlights

### คุณลักษณะ:

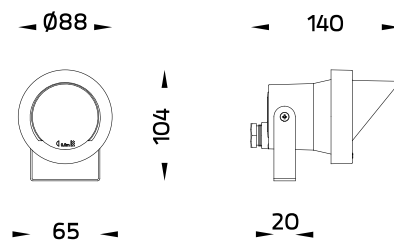
- ชิ้นส่วนประกอบอลูมิเนียม ขึ้นรูปด้วยการฉีดอัดแรงดันสูง
- แผ่นเคลือบด้วยสีโพลีเอสเตอร์กันยูวี
- หน้ากระจกนิรภัย
- ปะเก็นกันน้ำ
- สกรูที่ใช้ภายนอกตัวโคมผลิตจากโลหะสแตนเลส
- IP54 Class1/Class3



UP-5905-0-2-221  
Led Retrofit 220-240V  
GU10 Max 10W  
**1,280.-**

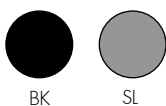


UP-5906-0-2-221  
Led Retrofit 220-240V  
GU10 Max 10W  
**1,280.-**



Supplied with earth spike  
มาพร้อมขาปักดิน

สีของตัวโคม



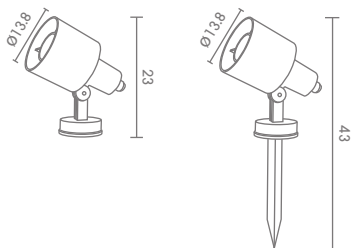




UP

# UP-SERIES

Exterior Spotlights



 Light-trio

**UP-5903**  
E27 LED PAR38 15W  
ALUMINIUM

**1,800.-**

 Light-trio

**UP-5904**  
E27 LED PAR38 15W  
ALUMINIUM

**1,800.-**



# UP-SERIES

## Exterior Spotlights



UP

 Light-trio

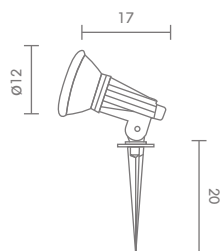
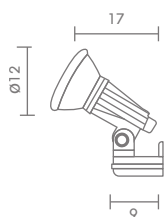
**UP-311-P**  
E27 LED PAR38 15W  
ALUMINIUM

**350.-**

 Light-trio

**UP-310**  
E27 LED PAR38 15W  
ALUMINIUM

**350.-**



# UP-SERIES

## Exterior Spotlights



 Light-trio

**UP-03/12/LED**  
LED 12V 3W 3000K  
ALUMINIUM

300.-

 Light-trio

**UP-03/220/LED**  
LED 220V 3W 3000K  
ALUMINIUM

300.-

 Light-trio

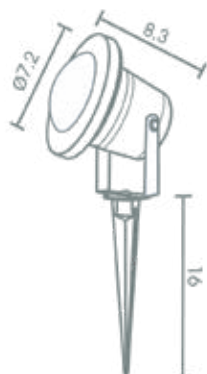
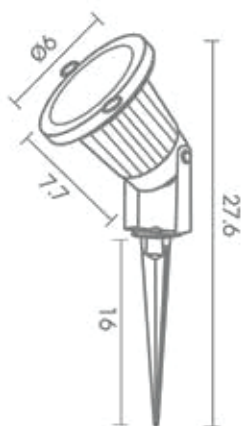
**UP-10/12/LED**  
LED 12V 10W 3000K  
ALUMINIUM

600.-

 Light-trio

**UP-10/220/LED**  
LED 12V 10W 3000K  
ALUMINIUM

600.-



UP



# IN-SERIES

Exterior Inground Lighting



 Light-trio

**IN-B5101R/GU10**

GU10 220V 8W

ALUMINIUM + STAINLESS 304

900.-

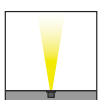
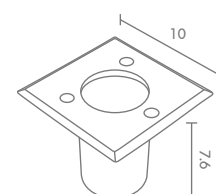
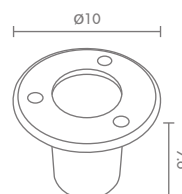
 Light-trio

**IN-B5101S/GU10**

GU10 220V 8W

ALUMINIUM + STAINLESS 304


950.-



IP67

# IN-SERIES

## Exterior Inground Lighting



 Light-trio

**IN-013670**  
LED 220V 5W 3000K  
ALUMINIUM

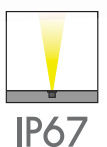
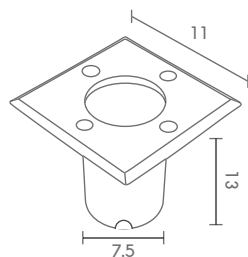
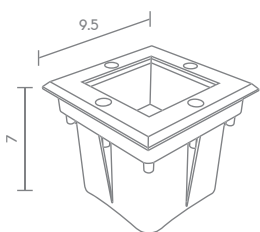
**2,400.-**

IN

 Light-trio

**IN-1116**  
MR16 5.5W  
STAINLESS STEEL + GLASS

**1,300.-**



IP67

# IN-SERIES

## Exterior Inground Lighting



Light-trio

**IN-003705**

LED CREE 12V 3W 3000K  
ALUMINIUM

1,400.-

Light-trio

**IN-013705**

LED CREE 12V 3W 3000K  
STAINLESS STEEL

1,400.-

Light-trio

**IN-023705**

LED CREE 12V 3W 3000K  
ALUMINIUM

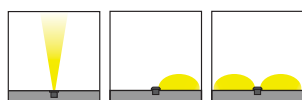
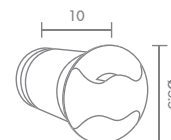
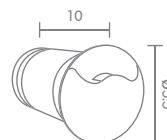
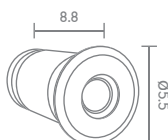
1,400.-

Light-trio

**IN-003705/220**

LED 220V 3W 3000K  
ALUMINIUM

1,400.-



IP67

# IN-SERIES

Exterior Inground Lighting



 Light-trio

**IN-LED277**  
(IN-LED277)

LED 220V 3W 3000K

ALUMINIUM

**1,900.-**

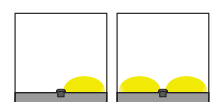
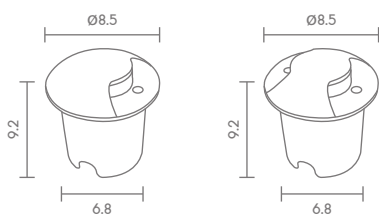
 Light-trio

**IN-LED278**  
(IN-LED278)

LED 220V 3W 3000K

ALUMINIUM

**1,900.-**



**IP65**





# IN-SERIES

## Exterior Inground Lighting



 Light-trio

### IN-1616

MR16 LED 12V 8W  
MR16 LED 220V 7.5W  
ALUMINIUM + STAINLESS 316

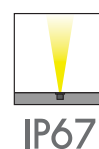
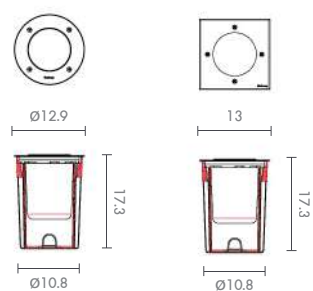
**4,264.-**

 Light-trio

### IN-1716

MR16 LED 12V 8W  
MR16 LED 220V 7.5W  
ALUMINIUM + STAINLESS 316

**4,264.-**



# IN-SERIES

Exterior Inground Lighting



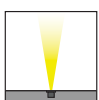
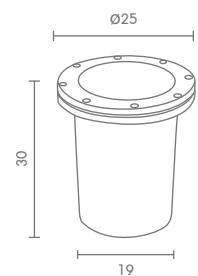
 Light-trio

**IN-2601/SYL**

G12 CDM-T 70W

ALUMINIUM + STAINLESS 304

**5,800.-**



IP67



 Light-trio

**IN-MD009/3/30**

LED(x3) 12V DC 1W  
ALUMINIUM + STAINLESS 304

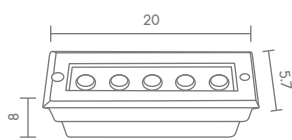
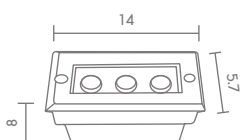
**1,800.-**

 Light-trio

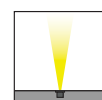
**IN-MD009/5/30**

LED(x5) 12V DC 1W  
ALUMINIUM + STAINLESS 304

**2,200.-**



ใช้กับหม้อแปลง 12V DC



**IP67**

# IN-SERIES

## Exterior Inground Lighting

คุณลักษณะ:

- อลูมิเนียมอัลลอยด์ขึ้นรูป
- ตัวกระบอกฝังพื้นผลิตจากโพลีเมอร์เสริมใยแก้ว
- หน้ากระจากนิรภัย
- ปะเก็นกันน้ำ
- สกรูที่ใช้ภายนอกตัวโคมผลิตจากโลหะสแตนเลส
- IP67 Class3



IN-9082-0-2-989

led 2W [12Vdc]

240lm 3000K


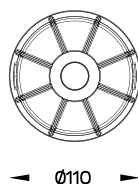
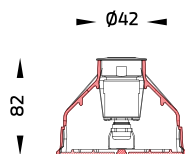
2,600.-

IN-9082-0-2-899

led 2W [12Vdc]

240lm 4000K

2,600.-



ราคายังไม่รวมหม้อแปลง 12 Vdc

# UW-SERIES

Exterior Underwater Lighting



UW

 Light-trio

## UW-011

MR16 12V 50W  
MR16 LED 12V 8W  
ALUMINIUM

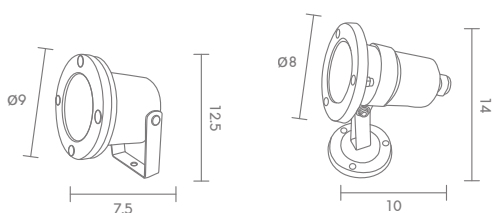
900.-

 Light-trio

## UW-14016

MR16 12V 50W  
MR16 LED 12V 8W  
STAINLESS 304

900.-





 Light-trio

**UW-11016**

MR16 12V 35W  
MR16 LED 12V 3W  
STAINLESS 304

1,600.-

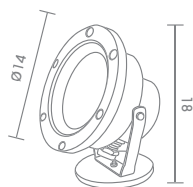
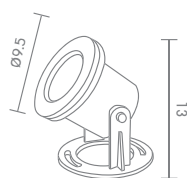
 Light-trio

**UW-12011**

QR111 12V 100W  
QR111 LED 12V 15W  
STAINLESS 304

2,800.-

UW

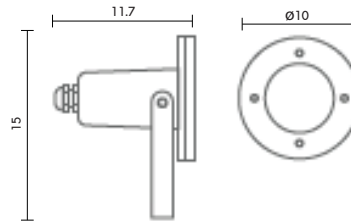


IP68

# UW-SERIES

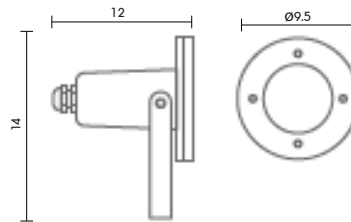
Your identity Your style / LIGHT-TRIO / UW 03

## Exterior Underwater Lighting



 Light-trio

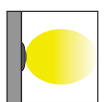
**UW-19016**  
MR16 LED 12V 8W  
STAINLESS 316 + CLEAR GLASS  
**6,650.-**



 Light-trio

**UL-7406-0-2-910**  
LED 24 Vdc 3000K  
STAINLESS 316 + CLEAR GLASS  
**8,780.-**

UW



IP68





 Light-trio

**UL-7480-0-2-989**

LED 12Vdc 3000K 3.1W  
STAINLESS 316

**3,930.-**



 Light-trio

**UW-16116**

MR16 12V 50W  
MR16 LED 12V 8W  
STAINLESS 316

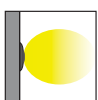
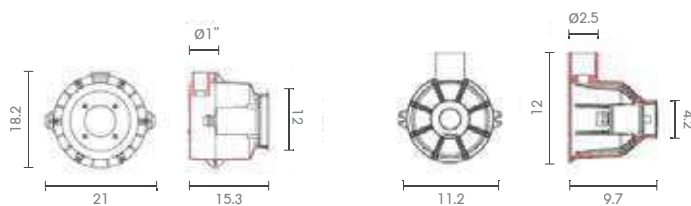
**7,980.-**

 Light-trio

**UL-7416-B-2-584**

LED 24VDC 3000K 12W  
STAINLESS 316

**9,755.-**



**IP68**

โคมฝังมาพร้อมสาย 3 ม. และกล่องฝังปูน (ใช้ใต้น้ำทะเลได้)



# UW-SERIES

## Exterior Underwater Lighting



 Light-trio

**UW-PF-SS-PAR56**

PAR56 LED 12V 30W ONLY  
STAINLESS + ABS

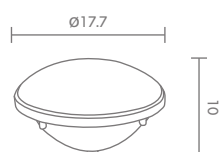
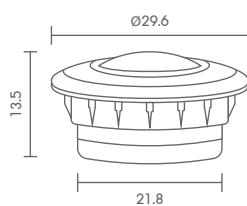
**5,000.-**

 Light-trio

**LED-LP56-30/30/LTO**

LED 12V 30W 3000K  
ABS

**5,800.-**



UW



IP68



# UW-SERIES

## Underwater Lighting

วัสดุ Acrylonitrile Butadiene Styrene (ABS) อย่างงดี



UW-W2005-S162/30/10  
UW-W2005-S162/64/10  
LED 12V 10W 3000K or 6400K

5,400.-

UW-W2005-S162/RGBA/10  
LED 12V 10W RGB

5,800.-

AUTO



UW-W2003-S252/30/18  
UW-W2003-S252/64/18  
LED 12V 18W 3000K or 6400K

6,160.-

UW-W2003-S252/RGB/18  
LED 12V 18W RGB

7,800.-

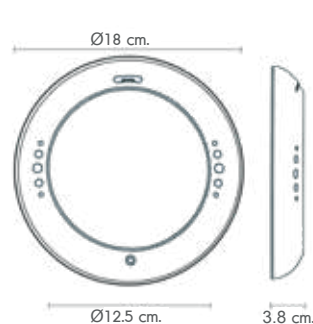
Remote Control



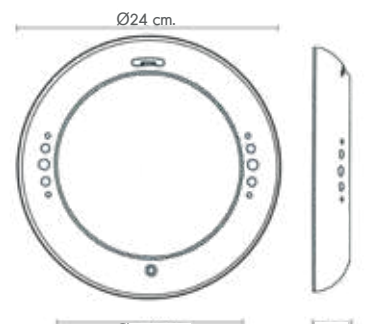
มีเมนู CABLE แยก ต่อสาย IP68  
น๊อตติดตั้งทุกจุด ทำจากสแตนเลส 304



IP68



UW-W2005-S162



UW-W2003-S252



# UW-SERIES

## Underwater Lighting

วัสดุ Stainless Steel 316



UW-W4005-S252/30/18

UW-W4005-S252/64/18

LED 12V 18W 3000K or 6400K

7,500.-

UW-W4005-S525/RGB/18

LED 12V 18W RGB

9,000.-

Remote Control



### แบบสวย



UW-W4006-S513/30/40

UW-W4006-S513/64/40

LED 12V 40W 3000K or 6400K

9,800.-

UW-W4006-S513/RGB/40

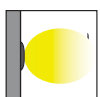
LED 12V 40W RGB

11,250.-

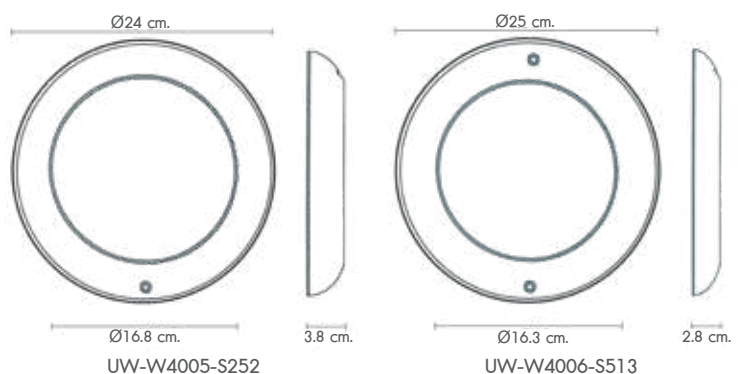
Remote Control



มีแกน CABLE แกน ต่อสาย IP68  
น๊อตติดตั้งทุกจุด ทำจากสแตนเลส 304



IP68



# UW-SERIES

## Exterior Underwater Lighting



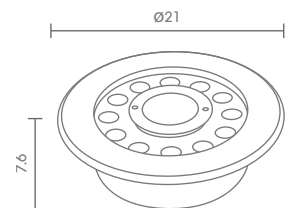
 Light-trio

**UW-SD817A/24/12**

LED 24V 12W  
STAINLESS 304  
สายยาว 5 m.

**7,070.-** 6400K/3000K

**7,770.-**  AUTO



UW



Description LED Strip Light

**LED-RBU68/12/24/30**

Color Temperature : 3000 K

LED Strip Light : 12W

LED Strip Light : IP68

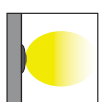
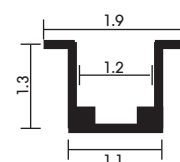
Transformer : 24VDC

 **14,000.-/10m.**



LED-RBU68-BAR1

**400.-/1m.**



IP68

# UW-SERIES

## Exterior Underwater Lighting



UW

 Light-trio

**UW-SD816A/12/6**

LED 12V 6W  
STAINLESS 304  
สายยาว 1 เมตร

**3,066.-** 6400K/3000K

**3,370.-** 

 Light-trio

**UW-SD816A/12/9**

LED 12V 9W  
STAINLESS 304  
สายยาว 1 เมตร

**3,770.-** 6400K/3000K

**4,140.-** 

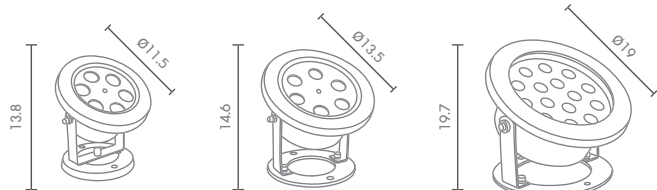
 Light-trio

**UW-SD816A/24/15**

LED 24V 15W  
STAINLESS 304  
สายยาว 1 เมตร

**5,810.-** 6400K/3000K

**6,440.-** 



IP68

# BOR-SERIES

Exterior Border lighting



 Light-trio

**BOR-0214/GU10**

GU10 LED 220V 8W  
ALUMINIUM

3,240.-



 Light-trio

**BOR-CP7003-1-H26**

LED 220V 5W 3000K  
ALUMINIUM

1,800.-



 Light-trio

**BOR-0356**

E27 12W  
ALUMINIUM + GLASS

2,050.-



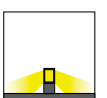
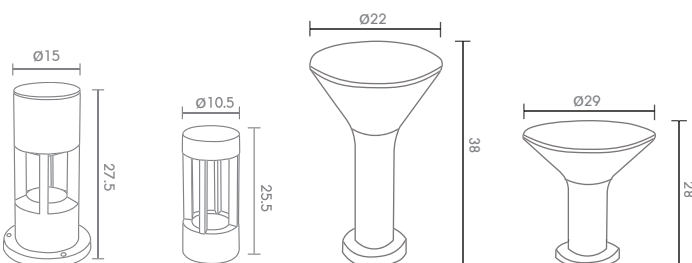
 Light-trio

**BOR-0357**

E27 12W  
ALUMINIUM + GLASS

1,900.-

BOR





BOR

 Light-trio

**BOR-0213/GU10**

GU10 LED 220V 8W  
ALUMINIUM

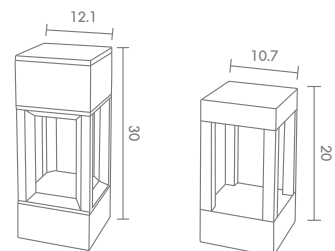
**3,480.-**

 Light-trio

**BOR-CP7007-1-H20**

(BOR-0655/LED)  
LED 220V 5W 3000K  
ALUMINIUM

**1,800.-**







 Light-trio

**BOR-110**

E27 LED 24W

ALUMINIUM + GLASS

**2,000.-**



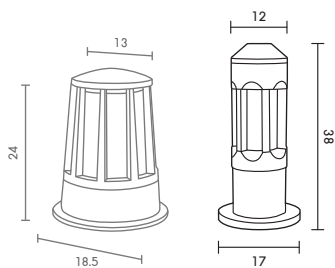
 Light-trio

**BOR-140**

E27 LED 24W

ALUMINIUM + GLASS

**3,400.-**



# BOR-SERIES

Exterior Border lighting



 Light-trio

**BOR-130**

E27 LED 30W  
ALUMINIUM + ACRYLIC

2,600.-

 Light-trio

**BOR-130S**

E27 LED 24W  
ALUMINIUM + ACRYLIC

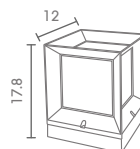
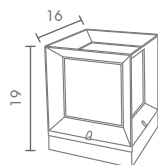
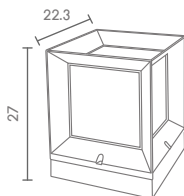
1,920.-

 Light-trio

**BOR-130SS**

E27 LED 12W  
ALUMINIUM + ACRYLIC

1,350.-



# BOR-SERIES

## Exterior Border lighting



 Light-trio

**BOR-160**

E27 LED 24W  
ALUMINIUM + GLASS

**2,000.-**

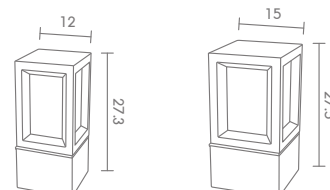
 Light-trio

**BOR-170**

E27 LED 24W  
ALUMINIUM + GLASS

**2,440.-**

BOR



# BOR-SERIES

Exterior Border lighting



BOR

 Light-trio

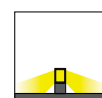
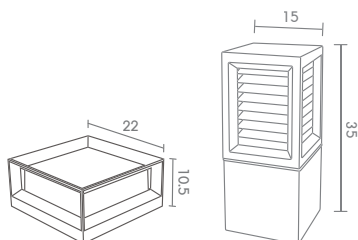
**BOR-190**  
E27 LED 24W  
ALUMINIUM

**2,000.-**

 Light-trio

**BOR-200**  
E27 LED 24W  
ALUMINIUM + GLASS

**3,600.-**



# BOR-SERIES

## Exterior Border Lighting

### คุณลักษณะ:

- ชิ้นส่วนประกอบอคูมิเมียม ชิ้นรูปด้วยการฉีดอัดแรงดันสูงและรีดขึ้นรูป
- แผ่นเคลือบด้วยสีฟอสฟอเรสเซนต์กันยูวี
- โป้โพลีคาร์บอเนตกันกระแทก
- ปะเก็นกันน้ำ
- สกอร์ที่ใช้ภายนอกตัวโคมผลิตจากโลหะสแตนเลส
- IP65 Class2



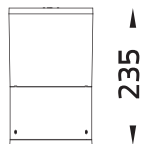
**BOR-5511**

Led Retrofit 220-240V

E27 Max 23W

**2,700.-**

▷ Ø144 ◁



▷ Ø140 ◁



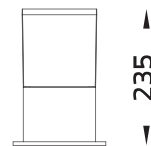
**BOR-5512**

Led Retrofit 220-240V


E27 Max 23W

**2,700.-**

▷ 129 ◁



▷ 160 ◁



สีของตัวโคม



BK

SL



 Light-trio

**BOL-7175**  
LED 7.5W 3000K  
ALUMINIUM

**9,500.-**

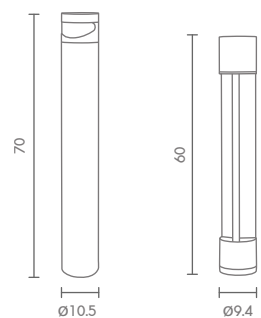
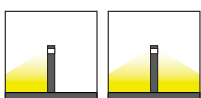


 Light-trio

**BOL-0393/LED/BK-H60**  
E27(x3) CREE 1W 3000K  
ALUMINIUM

**3,900.-**

BOL



# BOL-SERIES

## Exterior Bollard lighting



 Light-trio

**BOL-0213/GU10**

GU10 LED 220V 8W  
ALUMINIUM

**4,000.-**



 Light-trio

**BOL-0214/GU10**

GU10 LED 220V 8W  
ALUMINIUM

**4,000.-**

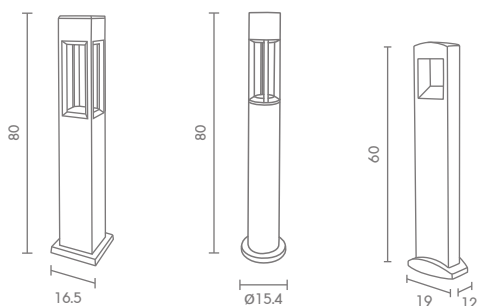


 Light-trio

**BOL-0218/LED**


LED 220V 5W 3000K  
ALUMINIUM

**3,600.-**



# BOL-SERIES

Exterior Bollard lighting



 Light-trio

**BOL-0290**

E27 LED A60 9W  
ALUMINIUM

7,000.-



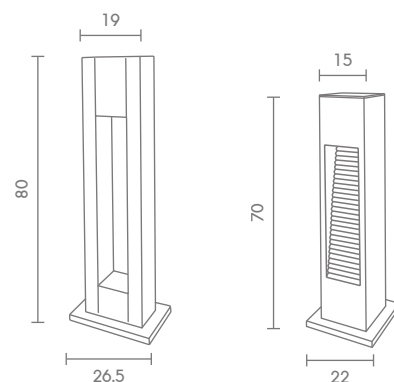
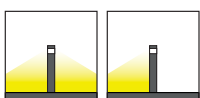
 Light-trio

**BOL-0292**


G9 LED 220V 5Wx2  
ALUMINIUM

7,000.-

BOL







 Light-trio

**BOL-0414/LED/BK-H60**

LED 220V 12W 3000K  
ALUMINIUM

**3,000.-**

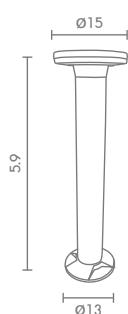
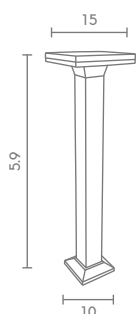


 Light-trio

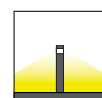
**BOL-0415/LED/BK-H60**

LED 220V 12W 3000K  
ALUMINIUM

**3,000.-**



BOL



# BOL-SERIES

Exterior Bollard lighting



 Light-trio

**BOL-CP7007-1-H60**

LED CREE 7W 3000K

ALUMINIUM

**3,600.-**



 Light-trio

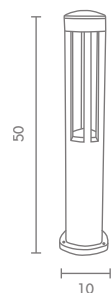
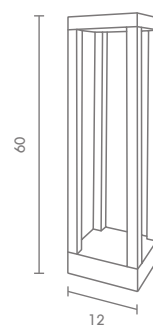
**BOL-14402/LED/BK**

LED 220V 7W 3000K

ALUMINIUM

**3,000.-**

BOL






 Light-trio

**BOL-1050A**  
E27 TORNADO 24W  
ALUMINIUM

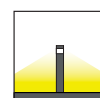
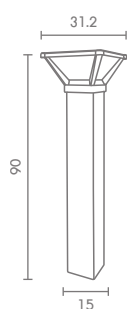
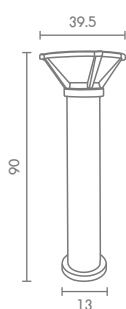
7,800.-



 Light-trio

**BOL-1050B**  
E27 TORNADO 24W  
ALUMINIUM

8,300.-



BOL



 Light-trio

**BOL-N1702**

E27 TORNADO 24W  
ALUMINIUM

5,200.-



 Light-trio

**BOL-N1703**

E27 TORNADO 24W  
ALUMINIUM

5,200.-



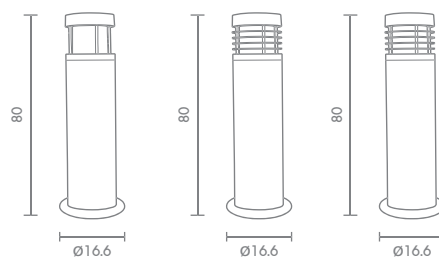
 Light-trio

**BOL-N1704**

E27 TORNADO 24W  
ALUMINIUM

5,200.-

BOL

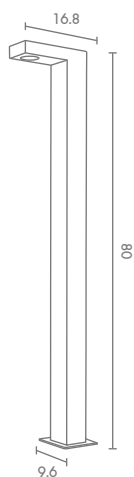


# BOL-SERIES

Exterior Bollard lighting



BOL



 Light-trio

**BOL-18800/LED**  
LED 220V 6W 3000K  
ALUMINIUM

**4,400.-**





 Light-trio

**BOL-1901**  
E27 TORNADO 24W  
ALUMINIUM

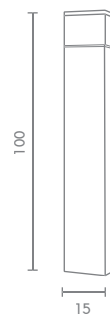
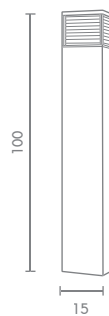
9,600.-

 Light-trio

**BOL-1902**  
E27 TORNADO 24W  
ALUMINIUM

9,360.-

BOL





 Light-trio

**BOL-200**  
E27 TORNADO 24W  
ALUMINIUM

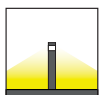
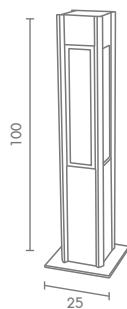
**4,800.-**



 Light-trio

**BOL-2015**  
E27(x2) TORNADO 24W  
STEEL

**6,800.-**





 Light-trio

**BOL-2101**

E27 GENIE 18W  
ALUMINIUM

**4,000.-**

 Light-trio

**BOL-2102**

E27 GENIE 18W  
ALUMINIUM

**4,000.-**

 Light-trio

**BOL-2103**

E27 GENIE 18W  
ALUMINIUM

**4,000.-**

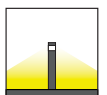
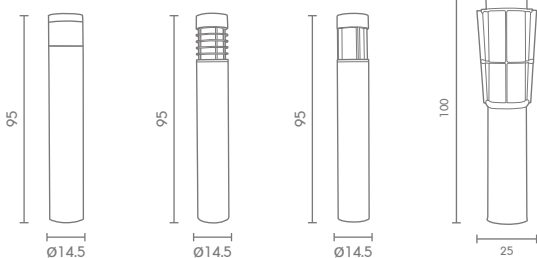
 Light-trio

**BOL-2104**


E27(x2) TORNADO 24W  
ALUMINIUM

**6,500.-**

BOL







 Light-trio

**BOL-2201**

E27 GENIE 18W  
ALUMINIUM

**4,400.-**

 Light-trio

**BOL-2202**

E27 GENIE 18W  
ALUMINIUM

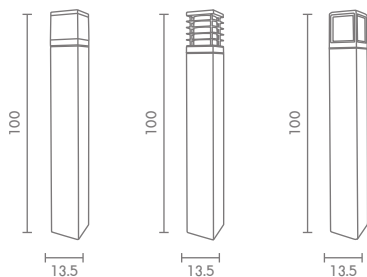
**4,400.-**

 Light-trio

**BOL-2203**

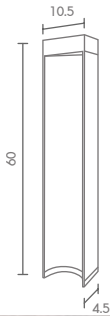
LED 24V 15W  
ALUMINIUM

**4,400.-**



# BOL-SERIES

Exterior Bollard lighting

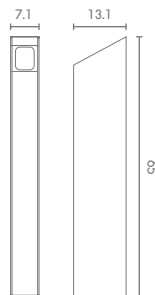


 Light-trio

**BOL-1473/LED/BK-H60**

LED CREE 5W 3000K  
ALUMINIUM

**4,400.-**



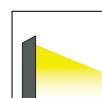
 Light-trio

**BOL-613/LED**

LED(x3) 3W 3000K  
ALUMINIUM

**4,400.-**

BOL




## BOL-SERIES

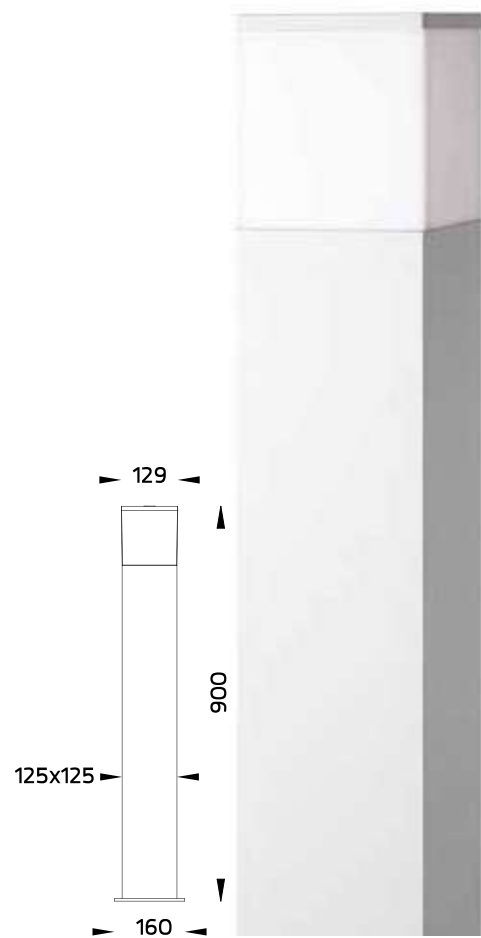
### Exterior Bollard Lighting

คุณลักษณะ:

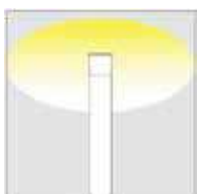
- ชั้นส่วนประกอบอลูมิเนียม ขึ้นรูปด้วยการฉีดอัดแรงดันสูงและรีดขึ้นรูป
- แผ่นเคลือบด้วยสีโพลีเอสเตอร์กันยูวี
- โป้โพลีคาร์บอเนตกันกระแทก
- ประกันกันน้ำ
- สกรูที่ใช้ภายนอกตัวโคมผลิตจากโลหะสแตนเลส
- IP65 Class2




**BOL-7181**  
Led Retrofit 220-240V  
E27  
**4,900.-**



**BOL-7185**  
Led Retrofit 220-240V  
E27  
**5,000.-**



สีของตัวโคม



BK

SL



# PT-SERIES

## Exterior Post Top Lighting



 Light-trio

### PT-10112

G12 CDM-T 70/150W  
LED 70W 3000K  
POLE 2-6 METER ใช้กับเสา PT-01(10)  
ALUMINIUM

**38,000.-** 70W

**39,000.-** 150W

(ราคาโคมพร้อมบัลลาสต์)

**46,000.-** LED 70W

(ราคาโคมพร้อมหลอด LED)



 Light-trio

### PT-11112

G12 CDM-T 70/150W  
LED 70W 3000K  
POLE 2-6 METER ใช้กับเสา PT-01(10)  
ALUMINIUM

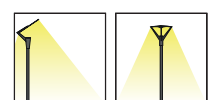
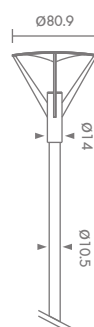
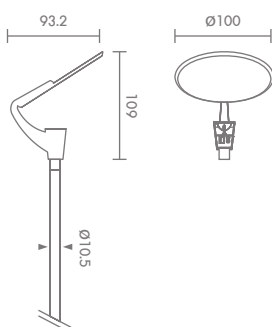
**24,000.-** 70W

**26,900.-** 150W

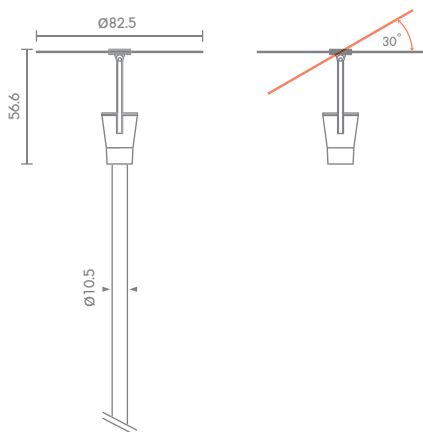
(ราคาโคมพร้อมบัลลาสต์)

**34,000.-** LED 70W

(ราคาโคมพร้อมหลอด LED)



ราคาหัวโคมไม่รวมเสาไฟ



 Light-trio

**PT-30112**

G12 CDM-T 70/150W  
LED 52W 3000K  
POLE 2-6 METER ใช้กับเสา PT-01(10)  
ALUMINIUM

**17,600.-** 70W

**18,070.-** 150W

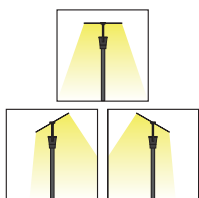
(ราคาโคมพร้อมบัลลาสต์)

**29,250.-** LED 52W

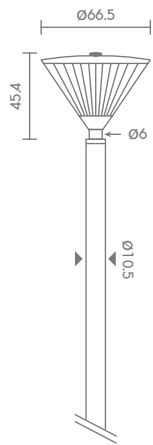
(ราคาโคมพร้อมหลอด LED)



PT



ราคาหัวโคมไม่รวมเสาไฟ



 Light-trio

**PT-15127**

G12 CDM-T 70W  
LED 150W 3000K  
POLE 2-6 METER ใช้กับเสา PT-01(10)  
ALUMINIUM

**14,000.-**

(ราคาเฉพาะโคม)

**15,400.-** 70W

(ราคาโคมพร้อมบัลลาสต์)



ราคาหัวโคมไม่รวมเสาไฟ



PT



**Light-trio**

**PT-163LED**

LED(x3) T8 18W  
ALUMINIUM + STEEL

16,500.- ԲՏԱՋՈՒ 3 m.

17,500.- ԲՏԱՋՈՒ 3.5 m.

18,000.- ԲՏԱՋՈՒ 4 m.

**Light-trio**

**PT-18127**

E27 LED 30W  
ALUMINIUM + STEEL

15,000.- ԲՏԱՋՈՒ 3 m.

16,000.- ԲՏԱՋՈՒ 3.5 m.

**Light-trio**

**PT-193LED**

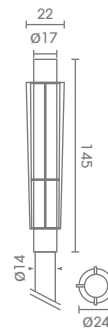
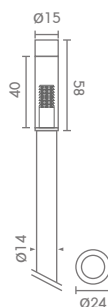
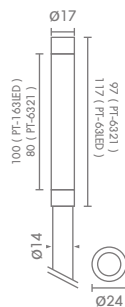
LED(x3) T8 18W  
ALUMINIUM + STEEL

20,000.- ԲՏԱՋՈՒ 3 m.

21,000.- ԲՏԱՋՈՒ 3.5 m.

22,000.- ԲՏԱՋՈՒ 4 m.

PT







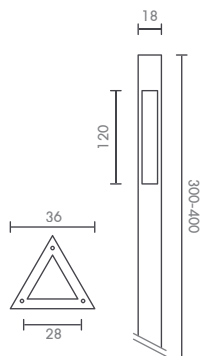
 Light-trio

**PT-243LED**

LED(x3) T8 18W  
STEEL

19,000.- 3.5 m.

21,000.- 4 m.



 Light-trio

**PT-313LED** ស្វ័យ 3 ប៉ាន

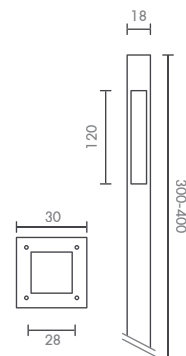
**PT-314LED** ស្វ័យ 4 ប៉ាន

LED(x3)/LED(x4) T8 18W  
STEEL

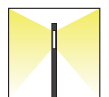
18,950.- 3 m.


19,560.- 3.5 m.

20,800.- 4 m.



PT





# PT-SERIES

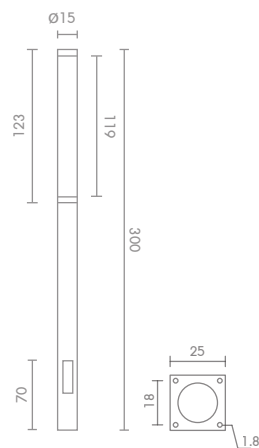
## Exterior Post Top Lighting



### PT-263LED

LED(x3) 14W  
ALUMINIUM

14,000.- ԲՏԱՀԱՆՈՒՄ 3 m.

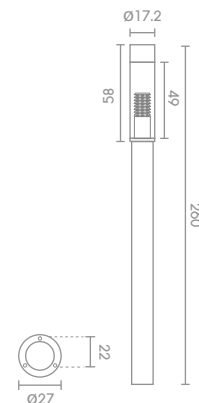


### PT-28127

E27 LED 30W  
ALUMINIUM

18,000.- ԲՏԱՀԱՆՈՒՄ 3 m.

19,000.- ԲՏԱՀԱՆՈՒՄ 3.5 m.



PT



# PT-SERIES

## Exterior Post Top Lighting




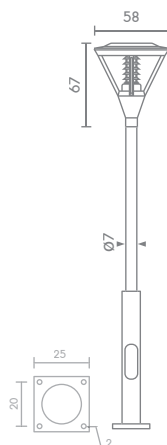
 Light-trio

### PT-812

E27 TORNADO 45W  
E27 LED 40W  
POLE 2-4 METER ใช้กับเสา PT-01 (7)  
ALUMINIUM

**10,000.-**

ราคาเฉพาะโคม



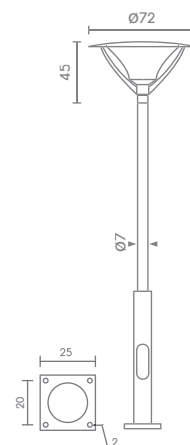
 Light-trio

### PT-27127

E27 TORNADO 45W  
E27 LED 40W  
POLE 2-4 METER ใช้กับเสา PT-01 (7)  
ALUMINIUM

**9,000.-**

ราคาเฉพาะโคม



PT



# PT-SERIES

## Exterior Post Top Lighting



 Light-trio

### PT-810

E27 TORNADO 24W  
POLE 2-4 METER ใช้กับเสา PT-01(7)  
ALUMINIUM

**12,000.-**

ราคาเฉพาะโคม



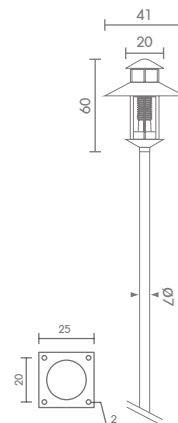
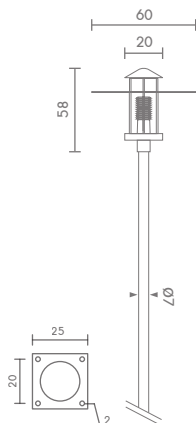
 Light-trio

### PT-21127

E27 HIT-CHE 70W  
POLE 2-6 METER ใช้กับเสา PT-01(7)  
ALUMINIUM

**12,000.-**

ราคาเฉพาะโคม

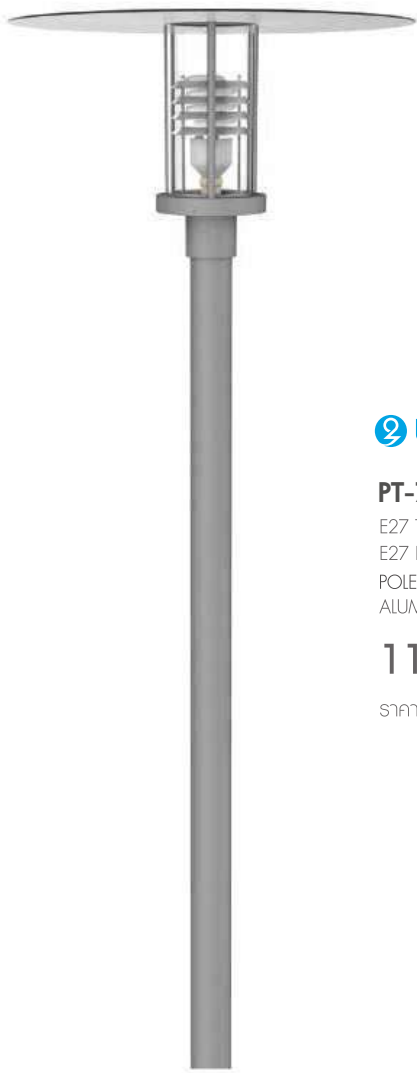


PT



# PT-SERIES

## Exterior Post Top Lighting

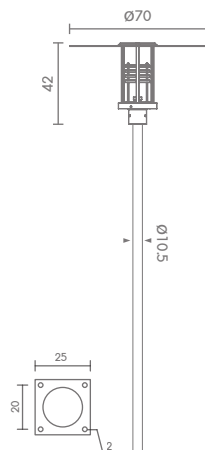


### PT-7701

E27 TORNADO 65W  
E27 LED 40W  
POLE 2-6 METER ใช้กับเสา PT-01(7)  
ALUMINIUM

**11,500.-**

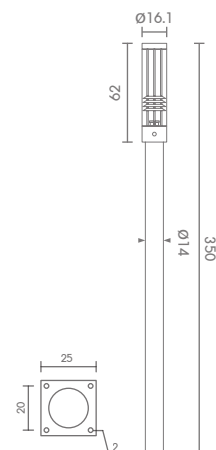
ราคาเฉพาะโคม



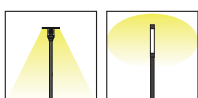
### PT-7702

E27 TORNADO 65W  
E27 LED 40W  
ALUMINIUM

**23,000.-** 3.5 m.



PT



# PT-SERIES

## Exterior Post Top Lighting

### คุณลักษณะ:

- ชิ้นส่วนประกอบอคูมิเนียม ขึ้นรูปด้วยการหล่อและรีดขึ้นรูป
- ฟันเคลือบด้วยสีโพลีเอสเตอร์กันยูวี
- โปะอะคริลิก
- ปะเก็นกันน้ำ
- สกรูที่ใช้ภายนอกตัวโคมผลิตจากโลหะสแตนเลส
- IP65 Class1

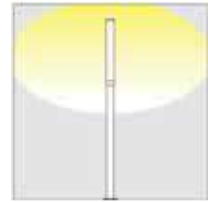
สีของตัวโคม



BK



SL

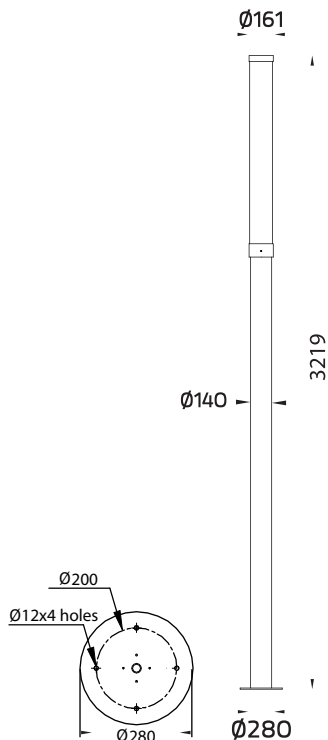


### PT-7703

Led Retrofit T8

G13 Max 3xT8 (3000K, 4000K, 6000K)

21,000.-




### PT-7704

Led 24W

2160lm. (2700K, 6500K)

20,000.-



# PT-SERIES

## Exterior Post Top Lighting



 Light-trio

**PT-NA1001**

E27 TORNADO 65W  
POLE 2-4 METER  
ALUMINIUM

**7,000.-**

ราคาเฉพาะโคม



 Light-trio

**PT-NA1002**

E27 TORNADO 65W  
POLE 2-4 METER  
ALUMINIUM

**9,000.-**

ราคาเฉพาะโคม



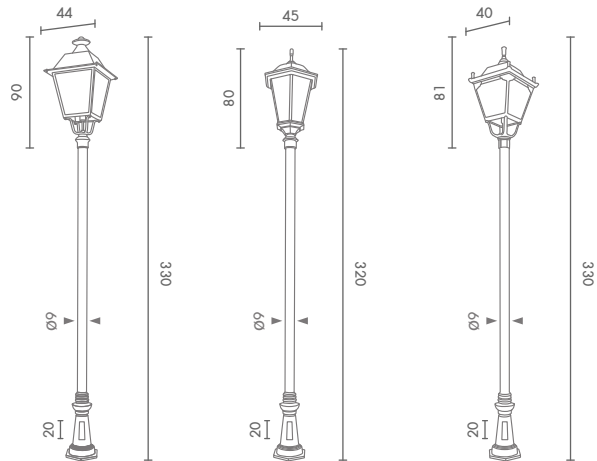
 Light-trio

**PT-NA1003**

E27 TORNADO 65W  
POLE 2-4 METER  
ALUMINIUM

**7,000.-**


ราคาเฉพาะโคม



แบบเสา PT-F100(7)

PT





 Light-trio

**PT-801-1**

E27 TORNADO 45W  
E27 LED A70 14W  
ALUMINIUM

**9,000.-** 3 m.

**10,600.-** 4 m.



 Light-trio

**PT-801-2**

E27 TORNADO 45W  
E27 LED A70 14W  
ALUMINIUM

**10,000.-** 3 m.

**11,600.-** 4 m.



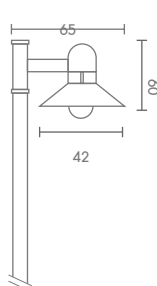
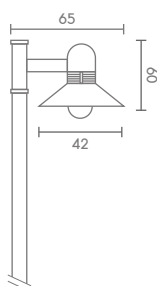
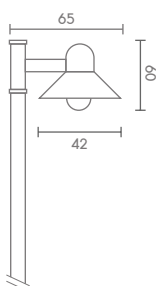
 Light-trio

**PT-801-3**

E27 TORNADO 45W  
E27 LED A70 14W  
ALUMINIUM

**10,000.-** 3 m.

**11,600.-** 4 m.





 Light-trio

**PT-802-1**

E27 TORNADO 45W  
E27 LED A70 14W  
ALUMINIUM

9,000.- 3 m.

10,600.- 4 m.



 Light-trio

**PT-802-2**

E27 TORNADO 45W  
E27 LED A70 14W  
ALUMINIUM

10,000.- 3 m.

11,600.- 4 m.



 Light-trio

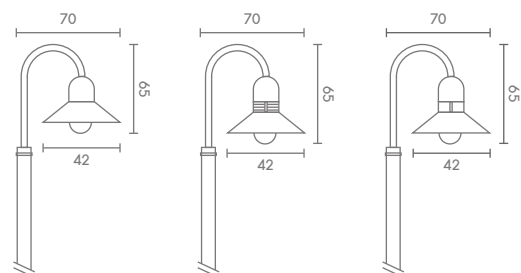
**PT-802-3**

E27 TORNADO 45W  
E27 LED A70 14W  
ALUMINIUM

10,000.- 3 m.

11,600.- 4 m.

PT





 Light-trio

**PT-803-2**

E27 TORNADO 45W  
E27 LED A70 14W  
ALUMINIUM

10,000.- 3 m.

11,600.- 4 m.



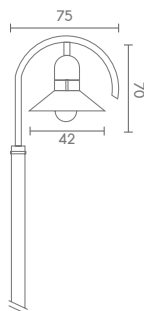
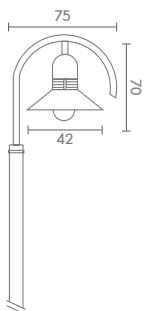
 Light-trio

**PT-803-3**

E27 TORNADO 45W  
E27 LED A70 14W  
ALUMINIUM

10,000.- 3 m.

11,600.- 4 m.



PT



# PT-SERIES

## Exterior Post Top Lighting



 Light-trio

**PT-801-1/2**

E27 TORNADO 45W  
E27 LED A70 14W  
ALUMINIUM

16,000.- 3 m.

17,600.- 4 m.




 Light-trio

**PT-801-2/2**

E27 TORNADO 45W  
E27 LED A70 14W  
ALUMINIUM

18,000.- 3 m.

19,600.- 4 m.



 Light-trio

**PT-802-1/2**

E27 TORNADO 45W  
E27 LED A70 14W  
ALUMINIUM

16,000.- 3 m.

17,600.- 4 m.



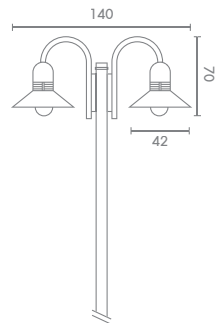
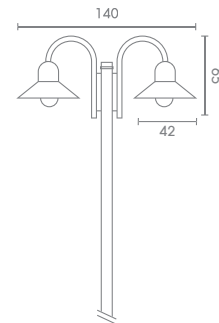
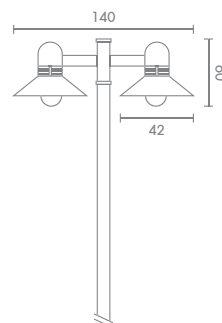
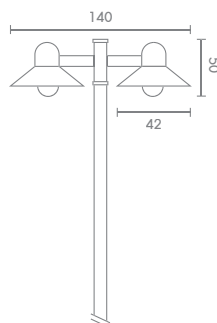
 Light-trio

**PT-802-2/2**

E27 TORNADO 45W  
E27 LED A70 14W  
ALUMINIUM

18,000.- 3 m.

19,600.- 4 m.



PT



 Light-trio


**PT-803-1/2**

E27 TORNADO 45W  
E27 LED A70 14W  
ALUMINIUM

**16,000.-** 3 m.

**17,600.-** 4 m.

สามารถสั่งทำแบบ 3 หรือ 4 หัวได้



 Light-trio

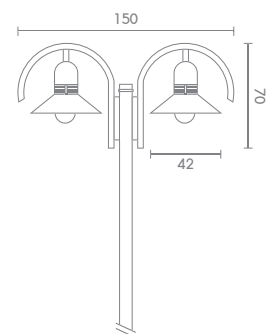
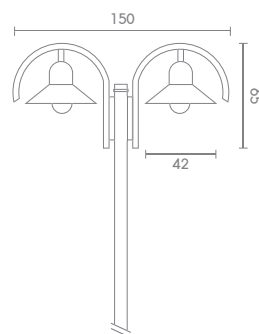
**PT-803-2/2**


E27 TORNADO 45W  
E27 LED A70 14W  
ALUMINIUM

**18,000.-** 3 m.

**19,600.-** 4 m.

สามารถสั่งทำแบบ 3 หรือ 4 หัวได้





 Light-trio


**PT-CL-140MKL-H400**

E27 TORNADO 45W

E27 LED 30W

ALUMINIUM

**22,000.-**



 Light-trio

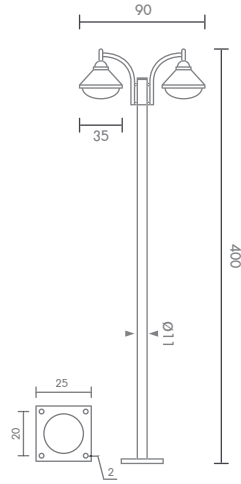
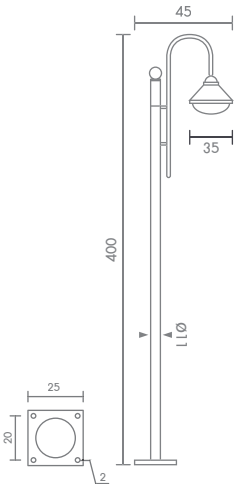
**PT-CL-140MKL/2-H400**

E27(x2) TORNADO 45W

E27 LED 30W

ALUMINIUM

**31,000.-**



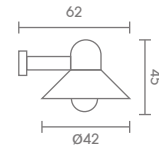
PT



 Light-trio

**WM-801-1**  
E27 TORNADO 45W  
E27 LED A70 14W  
ALUMINIUM

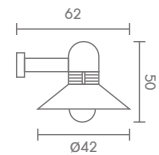
**6,000.-**



 Light-trio

**WM-801-2**  
E27 TORNADO 45W  
E27 LED A70 14W  
ALUMINIUM

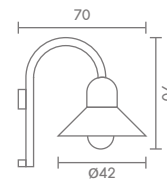
**7,000.-**



 Light-trio

**WM-802-1**  
E27 TORNADO 45W  
E27 LED A70 14W  
ALUMINIUM

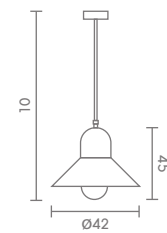
**6,000.-**



 Light-trio

**O-HL-801-1**  
E27 TORNADO 45W  
E27 LED A70 14W  
ALUMINIUM

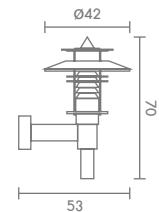
**6,000.-**



 Light-trio

**WM-003**  
E27 TORNADO 24W  
E27 LED A70 9W  
ALUMINIUM

**7,800.-**



# PT-SERIES

## Exterior Post Top Lighting



### PT-200507

POLE 2-6 METER ใช้กับเสา PT-06  
ALUMINIUM

**6,400.-**

ราคาเฉพาะโคม



### PT-200502 (ASSYM)

POLE 2-6 METER ใช้กับเสา PT-06  
ALUMINIUM

**8,900.-**

ราคาเฉพาะโคม



### PT-200508

POLE 2-6 METER ใช้กับเสา PT-06  
ALUMINIUM

**7,400.-**

ราคาเฉพาะโคม

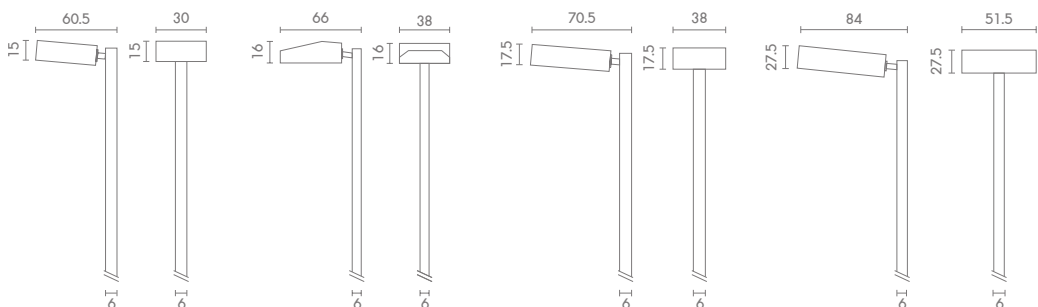


### PT-200505

E40 (MH-HPS1000)  
POLE 2-6 METER ใช้กับเสา PT-06  
ALUMINIUM

**14,500.-**

ราคาเฉพาะโคม



PT



# PT-SERIES

Exterior Post Top Lighting



 Light-trio

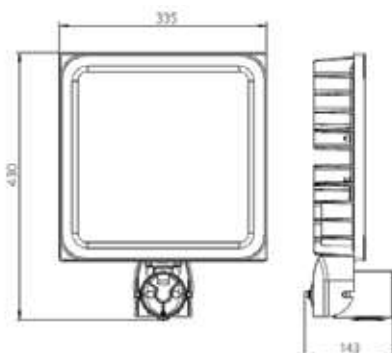
**OPL-CNP-PT120**

ALUMINIUM

Pole mounted

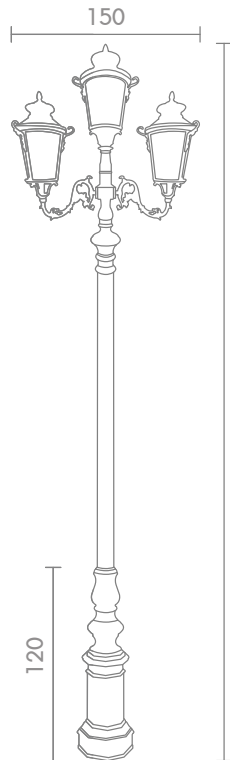
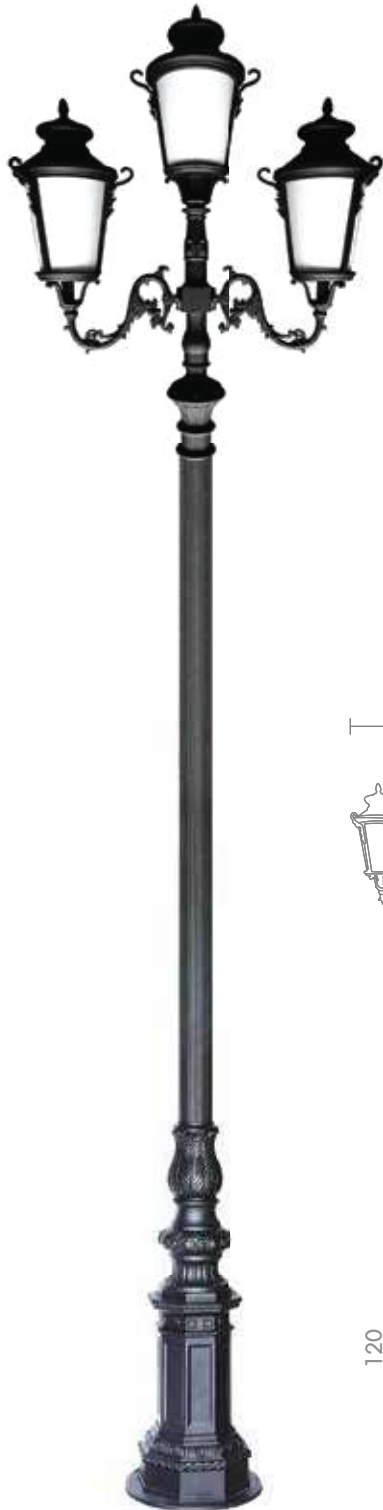
ใช้กับเสา PT-06

| รายละเอียดสินค้า        | Power Factor | Lumen(lm) | อายุใช้งาน (ชม.) |
|-------------------------|--------------|-----------|------------------|
| LED Canopy-P 120W-3000K | 0.95         | 12000     | 60000            |
| LED Canopy-P 120W-4000K | 0.95         | 12600     | 60000            |
| LED Canopy-P 120W-5700K | 0.95         | 13800     | 60000            |

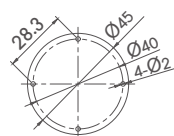


# PT-SERIES

Exterior Post Top Lighting



400-500 (By Order)



 Light-trio

**PT-RHS15521-H4.5**

E27(x3)

ALUMINIUM + GLASS

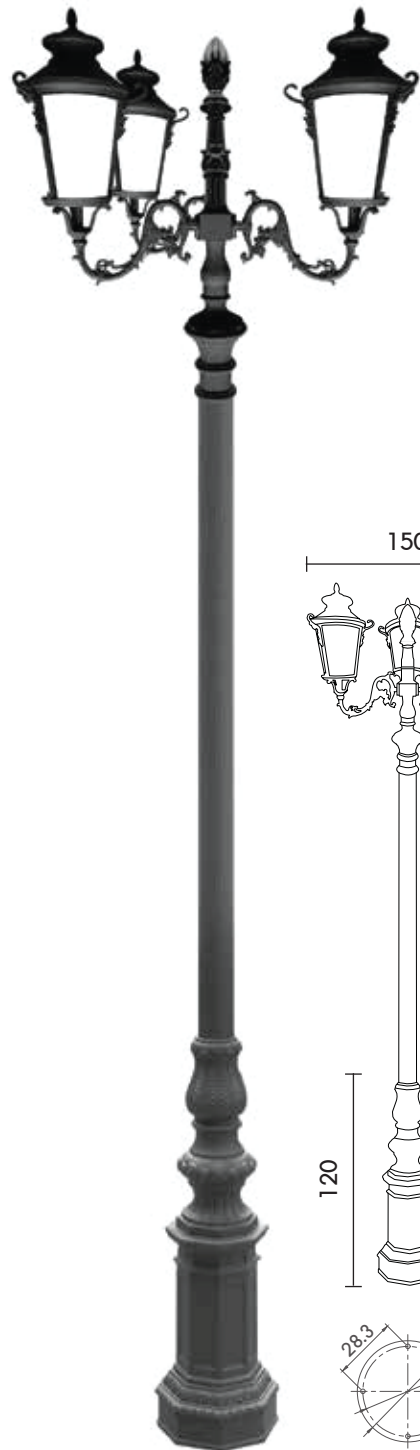
**38,000.-**



PT

# PT-SERIES

## Exterior Post Top Lighting



 Light-trio

**PT-RHS15527-H3.5**

E27(x3)  
ALUMINIUM + GLASS

**38,000.-**

 Light-trio

**PT-RHS15527-H4.5**

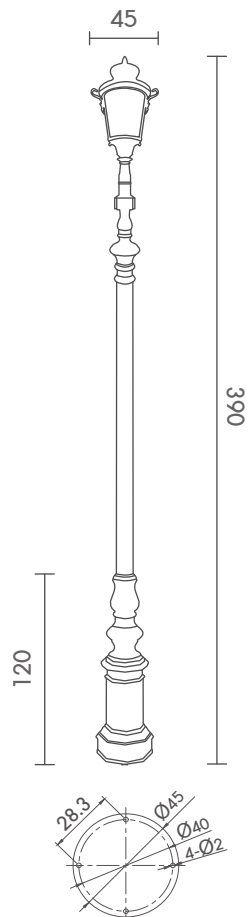
E27(x3)  
ALUMINIUM + GLASS

**40,000.-**

PT

# PT-SERIES

Exterior Post Top Lighting



 Light-trio

**PT-RHT15501-H3.9**

E27

ALUMINIUM + GLASS

**32,000.-**



PT

# PT-SERIES

Exterior Post Top Lighting




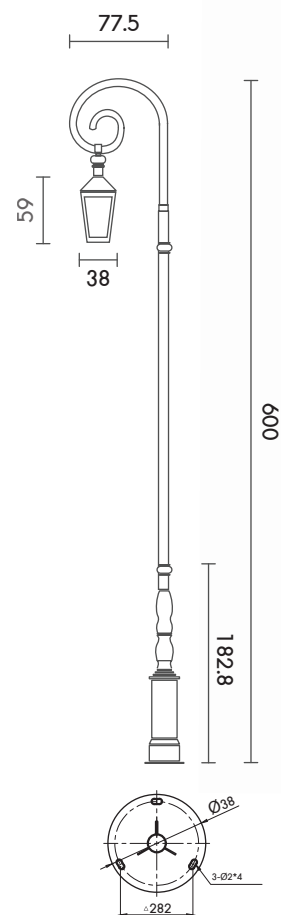
 Light-trio

**PT-RHS13229-H6**

E27(x3)

ALUMINIUM + GLASS

**40,000.-**

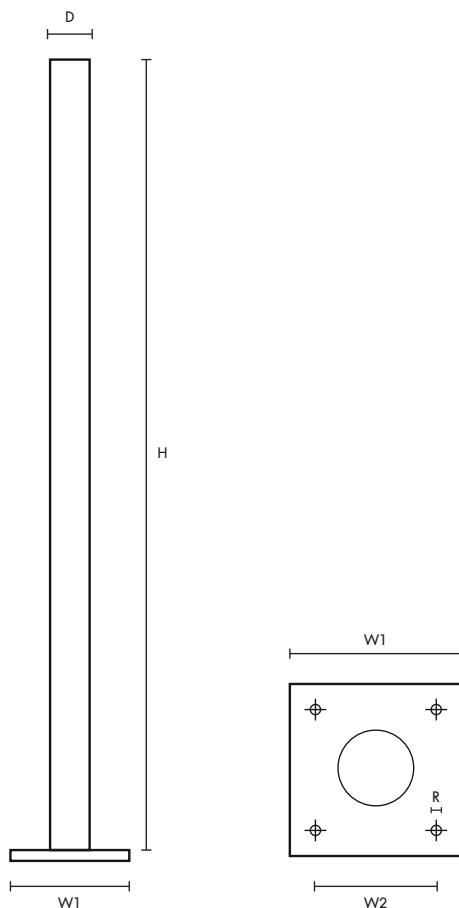


PT



# PT-SERIES

## Exterior Post Top Lighting

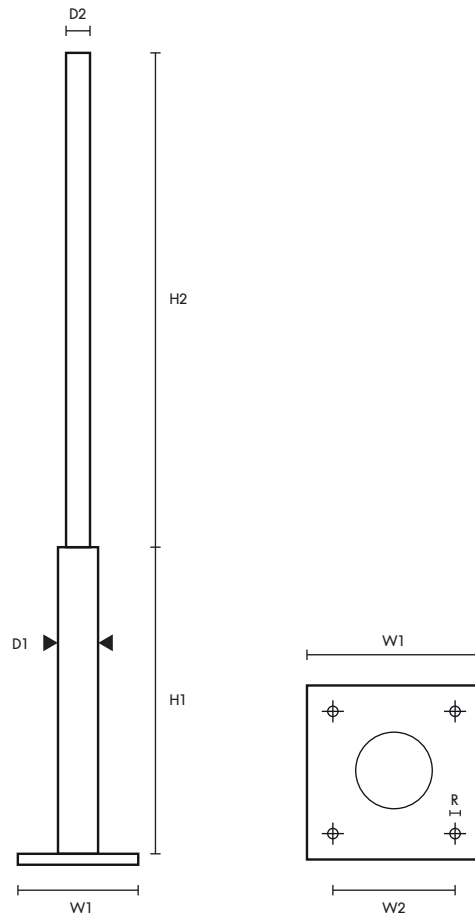


| PT-01          | H   | D    | W1 | W2 | R   | PRICE    |
|----------------|-----|------|----|----|-----|----------|
| PT-01/2.5 (7)  | 250 | 7.5  | 25 | 20 | 2.5 | 5,000.-  |
| PT-01/2.5 (10) | 250 | 10   | 25 | 20 | 2.5 | 5,500.-  |
| PT-01/3 (7)    | 300 | 7.5  | 25 | 20 | 2.5 | 5,400.-  |
| PT-01/3 (10)   | 300 | 10   | 25 | 20 | 2.5 | 6,000.-  |
| PT-01/3/ (11)  | 300 | 11.5 | 25 | 20 | 2.5 | 6,600.-  |
| PT-01/3.5 (7)  | 350 | 7    | 25 | 20 | 2.5 | 6,500.-  |
| PT-01/3.5 (10) | 350 | 10.5 | 25 | 20 | 2.5 | 7,000.-  |
| PT-01/4 (7)    | 400 | 7    | 25 | 20 | 2.5 | 7,000.-  |
| PT-01/4 (10)   | 400 | 10.5 | 25 | 20 | 2.5 | 9,000.-  |
| PT-01/5 (10)   | 500 | 10.5 | 35 | 28 | 2.9 | 11,000.- |
| PT-01/6 (10)   | 600 | 10.5 | 35 | 28 | 2.9 | 12,000.- |

PT

# PT-SERIES

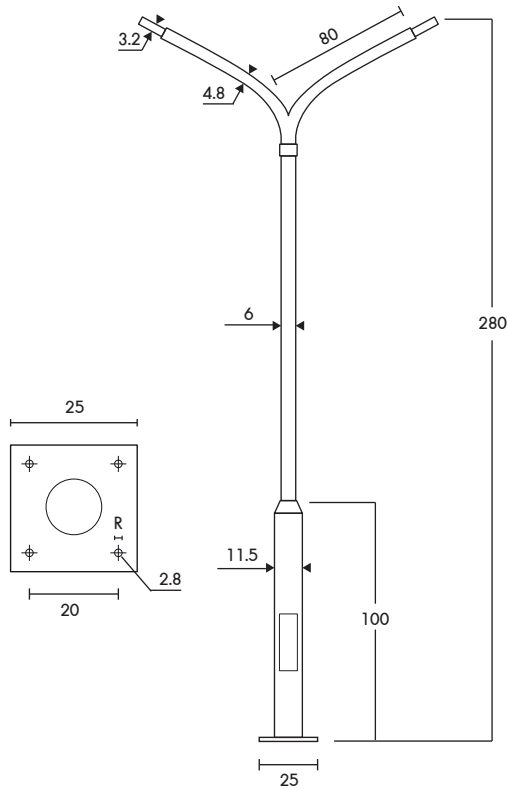
## Exterior Post Top Lighting



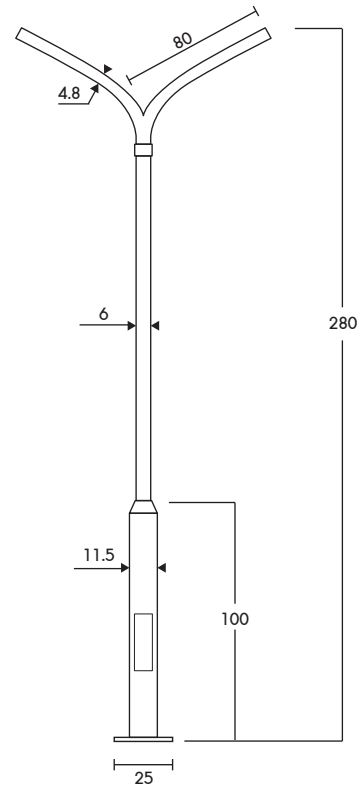
| PT-02                   | H1  | H2  | D1   | D2   | W1 | W2 | R   | PRICE    |
|-------------------------|-----|-----|------|------|----|----|-----|----------|
| PT-02/2.5 (10-1, 7-1.5) | 100 | 150 | 10   | 7    | 25 | 20 | 2.5 | 6,000.-  |
| PT-02/3 (10-1, 7-2)     | 100 | 200 | 10   | 7    | 25 | 20 | 2.5 | 6,800.-  |
| PT-02/3.5 (10-1, 7)     | 100 | 250 | 10   | 7    | 25 | 20 | 2.5 | 7,500.-  |
| PT-02/4 (10-1, 7-3)     | 100 | 300 | 10   | 7    | 25 | 20 | 2.5 | 8,500.-  |
| PT-02/5/ (11-2, 7-3)    | 200 | 300 | 11.5 | 7    | 35 | 28 | 2.9 | 11,060.- |
| PT-02/6 (11-2, 10-4)    | 200 | 400 | 11.5 | 10.5 | 35 | 28 | 2.9 | 12,000.- |
| PT-02/7 (11-3, 10-4)    | 300 | 400 | 11.5 | 10.5 | 35 | 28 | 2.9 | 15,000.- |

# PT-SERIES

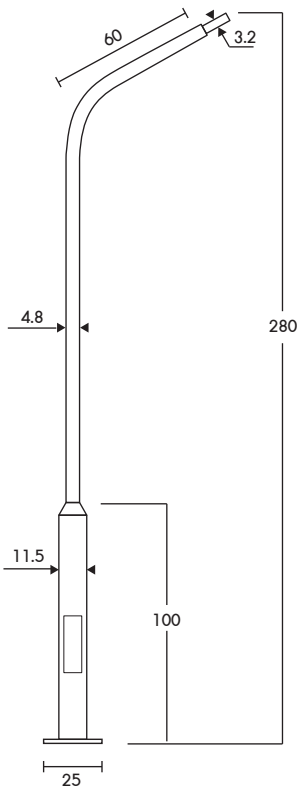
## Exterior Post Top Lighting



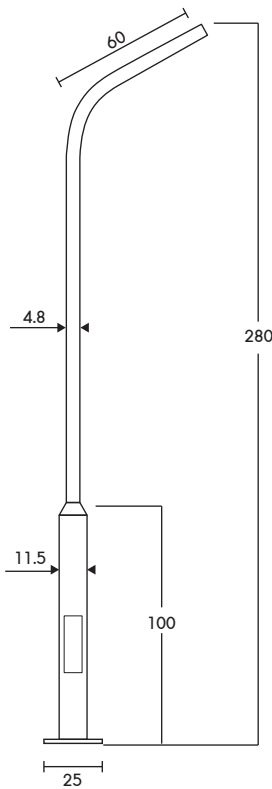
PT-03/3-2/10 ราคา 8,530.-  
เสาถึงตุ้ปลาย 1.00" สูง 3.00m.



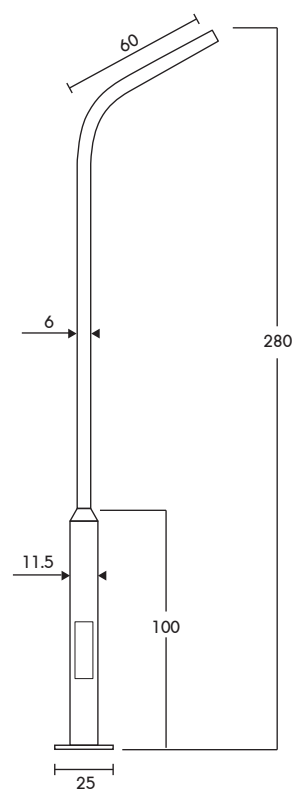
PT-03/3-2/15 ราคา 7,680.-  
เสาถึงตุ้ปลาย 1.50" สูง 3.00m.



PT-03/3-1/10 ราคา 6,270.-  
เสาถึงตุ้ปลาย 1.00" สูง 3.00m.



PT-03/3-1/15 ราคา 5,830.-  
เสาถึงตุ้ปลาย 1.50" สูง 3.00m.



PT-03/3-1/20 ราคา 6,270.-  
เสาถึงตุ้ปลาย 2.00" สูง 3.00m.

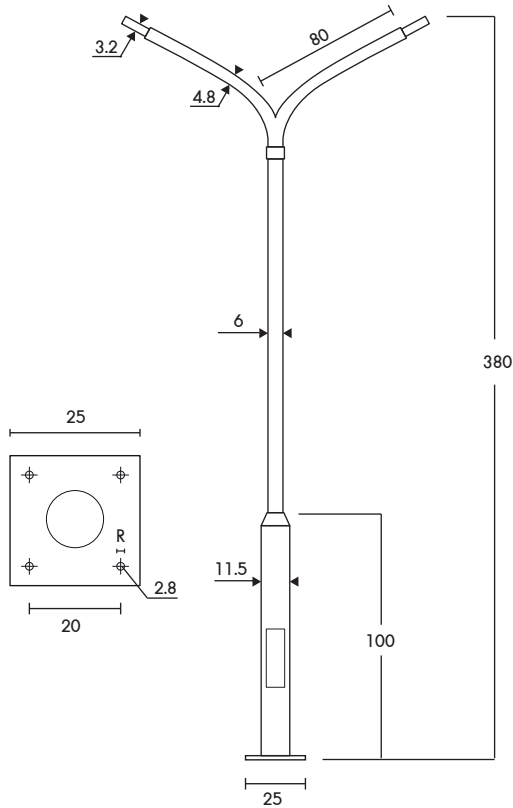
PT



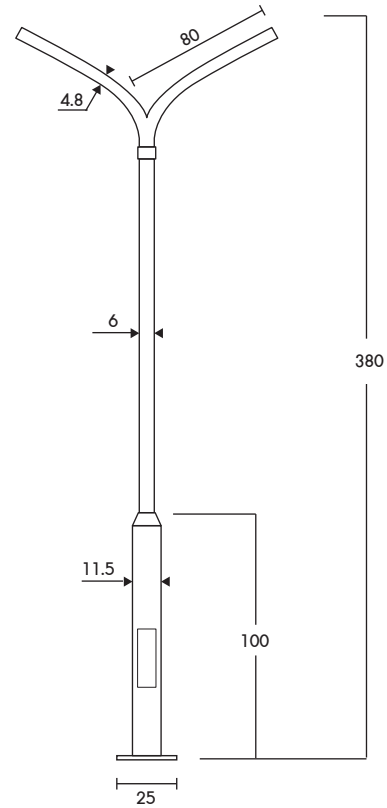
# PT-SERIES

## Exterior Post Top Lighting

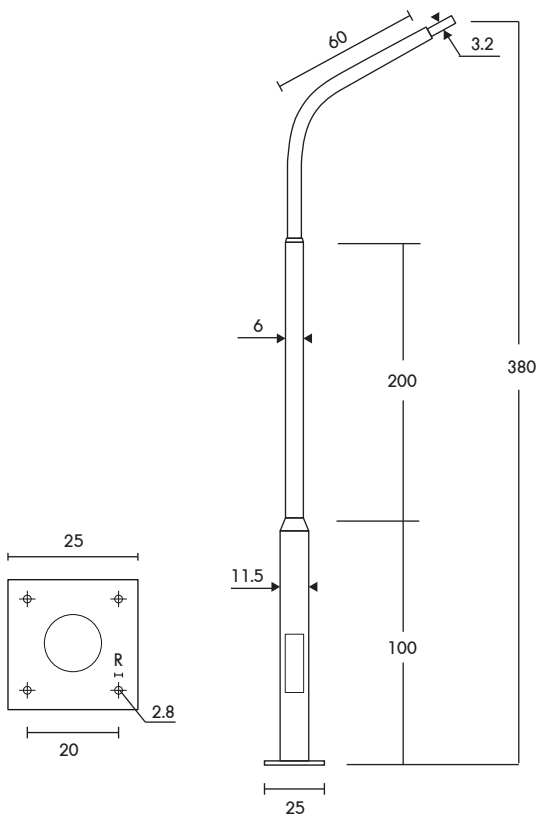
เสาสูง 4 เมตร



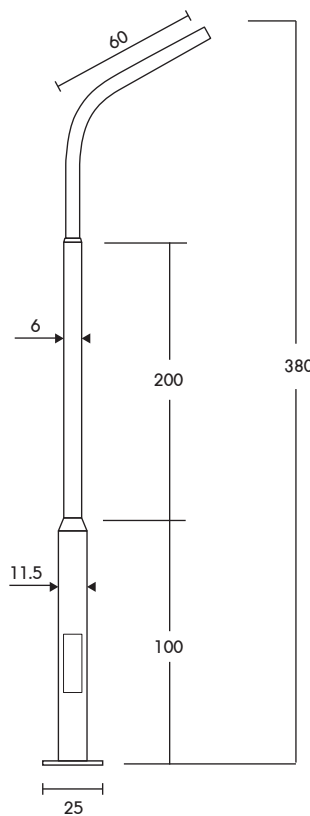
PT-03/4-2/10 ราคา **9,670.-**  
เสาถึงกึ่งปลาย 1.00" สูง 4.00m.



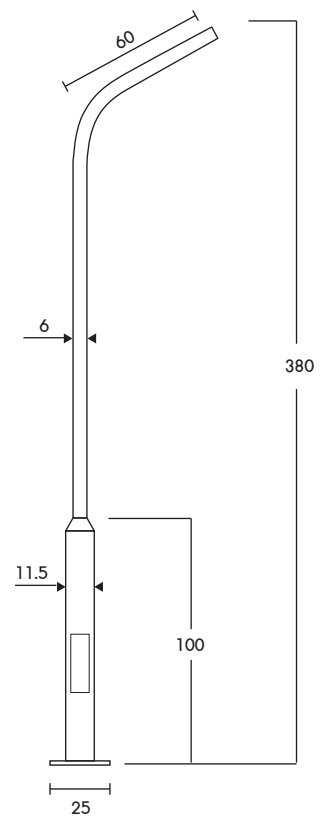
PT-03/4-2/15 ราคา **8,830.-**  
เสาถึงกึ่งปลาย 1.50" สูง 4.00m.



PT-03/4-1/10 ราคา **7,970.-**  
เสาถึงเดี่ยวปลาย 1.00" สูง 4.00m.



PT-03/4-1/15 ราคา **7,560.-**  
เสาถึงกึ่งปลาย 1.50" สูง 4.00m.



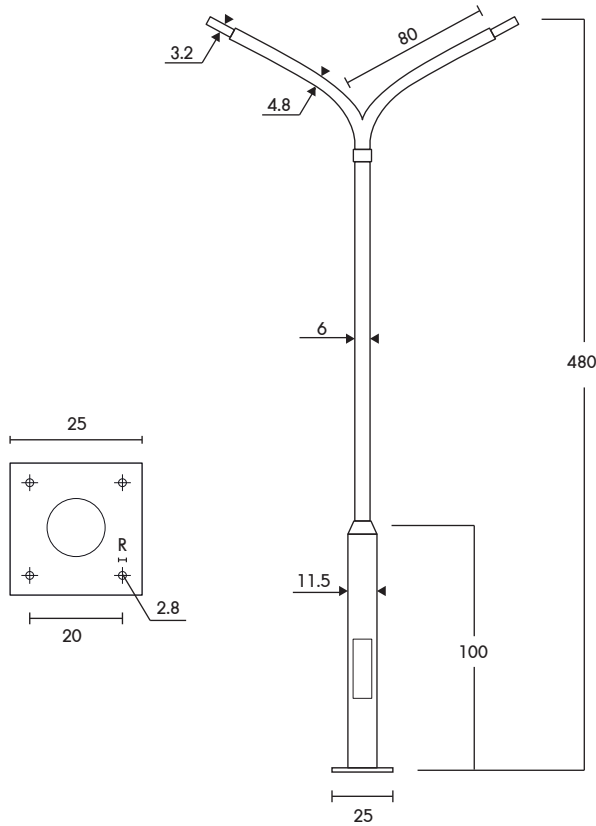
PT-03/4-1/20 ราคา **7,260.-**  
เสาถึงกึ่งปลาย 2.00" สูง 4.00m.

PT

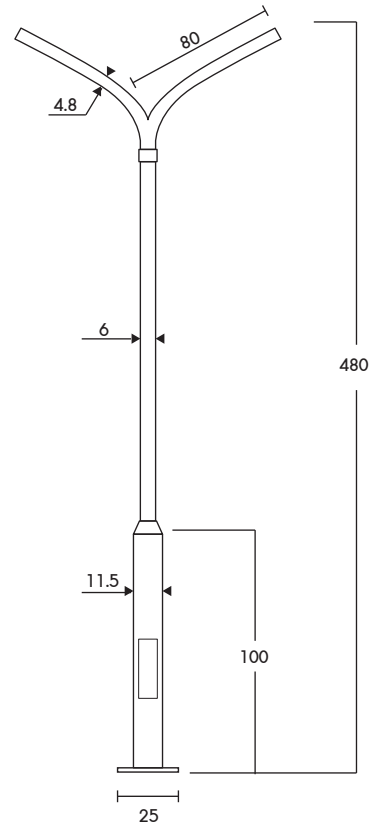
# PT-SERIES

## Exterior Post Top Lighting

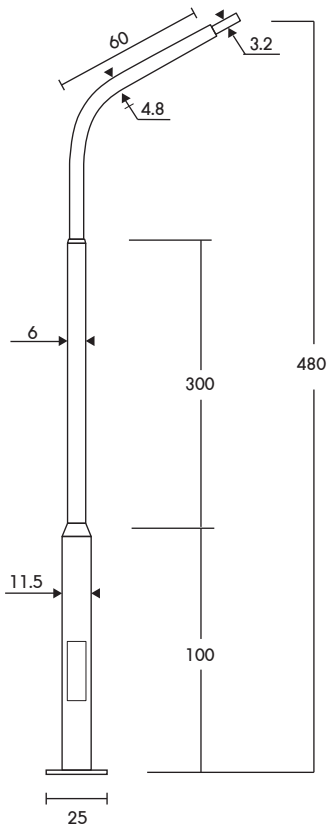
เสาสูง 5 เมตร



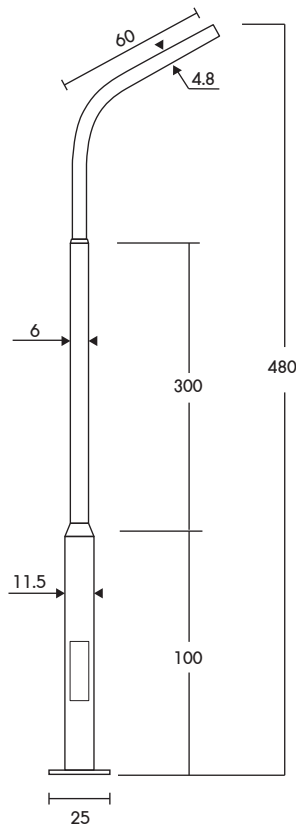
PT-03/5-2/10 ราคา **10,800.-**  
เสาตั้งคู่ปลาย 1.00" สูง 5.00m.



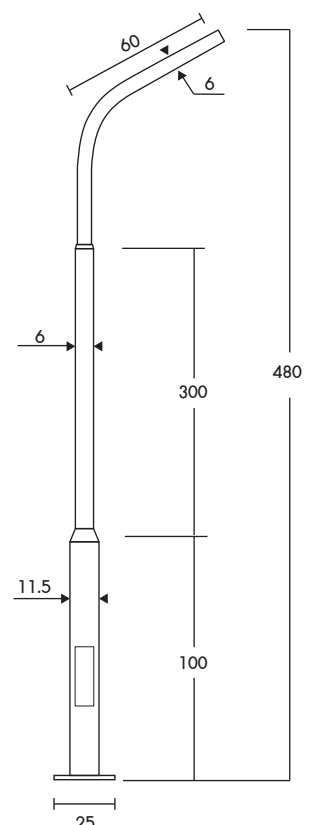
PT-03/5-2/15 ราคา **9,960.-**  
เสาตั้งคู่ปลาย 1.50" สูง 5.00m.



PT-03/5-1/10 ราคา **8,960.-**  
เสาตั้งเดี่ยวปลาย 1.00" สูง 5.00m.



PT-03/5-1/15 ราคา **8,560.-**  
เสาตั้งเดี่ยวปลาย 1.50" สูง 5.00m.



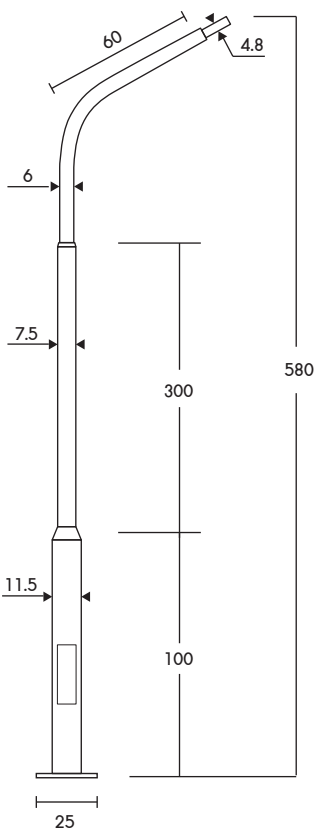
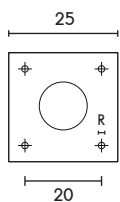
PT-03/5-1/20 ราคา **9,390.-**  
เสาตั้งเดี่ยวปลาย 2.00" สูง 5.00m.

PT

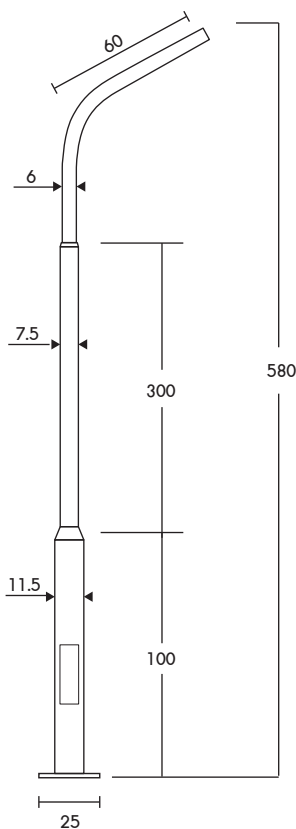
เสาสูง 6 เมตร

# PT-SERIES

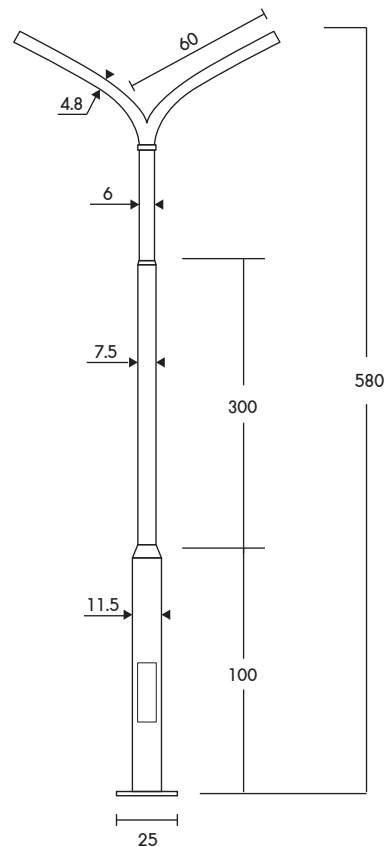
## Exterior Post Top Lighting



PT-03/6-1/15 ราคา **10,460.-**  
 เสากึ่งเดี่ยวยปลาย 1.50" สูง 6.00m.



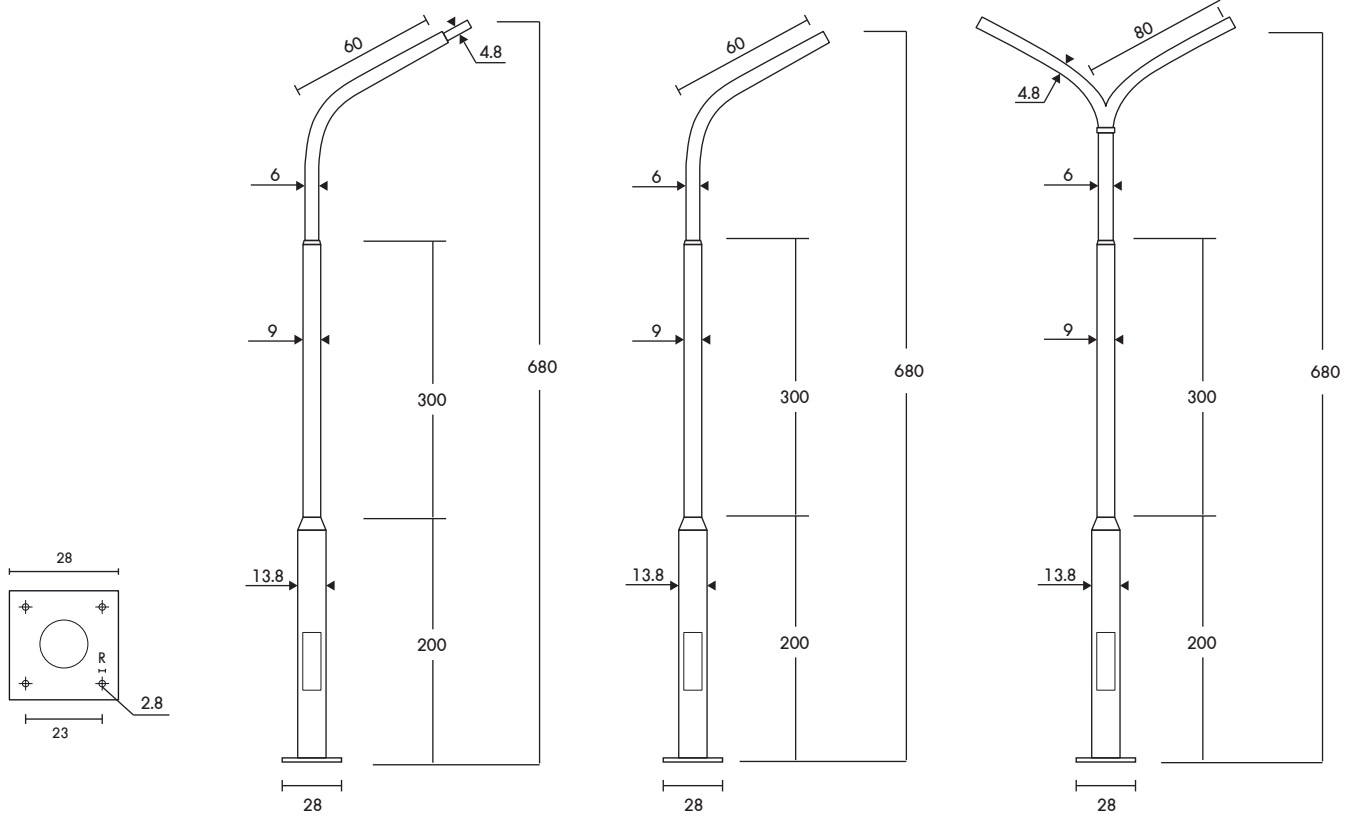
PT-03/6-1/20 ราคา **10,040.-**  
 เสากึ่งเดี่ยวยปลาย 2.00" สูง 6.00m.



PT-03/6-2/15 ราคา **11,940.-**  
 เสากึ่งคู่ปลาย 1.50" สูง 6.00m.

# PT-SERIES

## Exterior Post Top Lighting



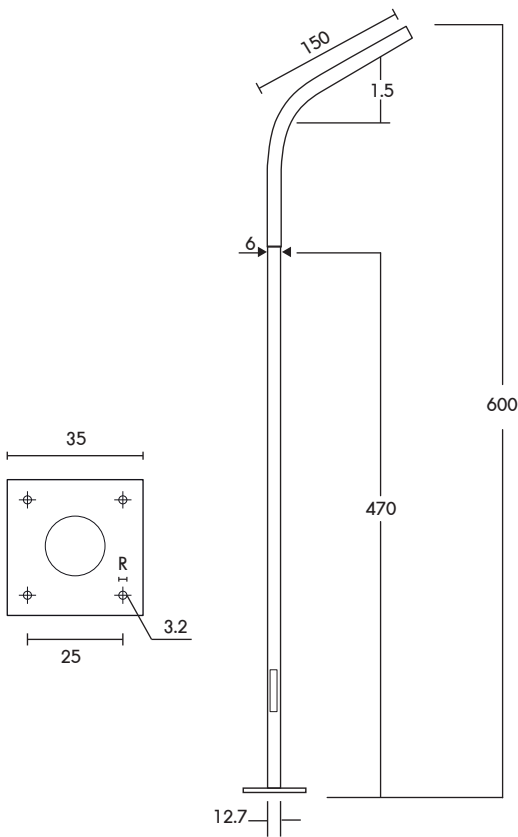
PT-03/7-1/15 ราคา **16,600.-**  
เสากิ่งเดี่ยวปลาย 1.50" สูง 7.00m.

PT-03/7-1/20 ราคา **16,200.-**  
เสากิ่งเดี่ยวปลาย 2.00" สูง 7.00m.

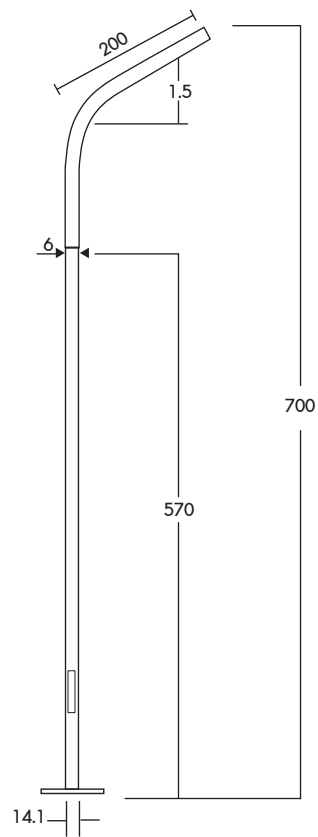
PT-03/7-2/15 ราคา **17,620.-**  
เสากิ่งคู่ปลาย 1.50" สูง 7.00m.

# PT-SERIES

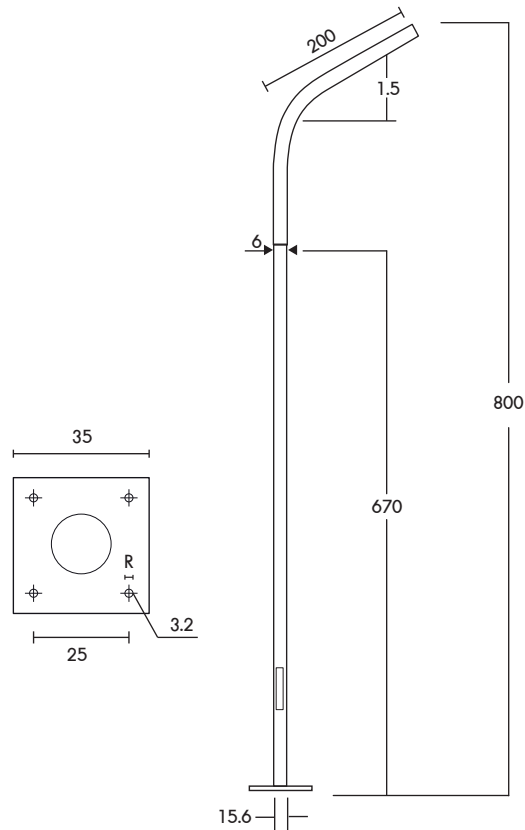
## Exterior Post Top Lighting



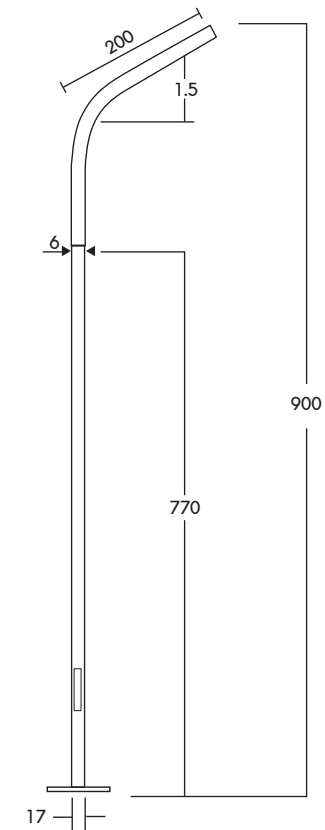
04/6-1/LN  
PT-04/6-1/LN  
เสาทอปอร์ทิ่งเดี่ยวปลาย 2.00" สูง 6.00m.



04/7-1/VJ  
PT-04/7-1/VJ  
เสาทอปอร์ทิ่งเดี่ยวปลาย 2.00" สูง 7.00m.



04/8-1/LN  
PT-04/8-1/LN  
เสาทอปอร์ทิ่งเดี่ยวปลาย 2.00" สูง 8.00m.

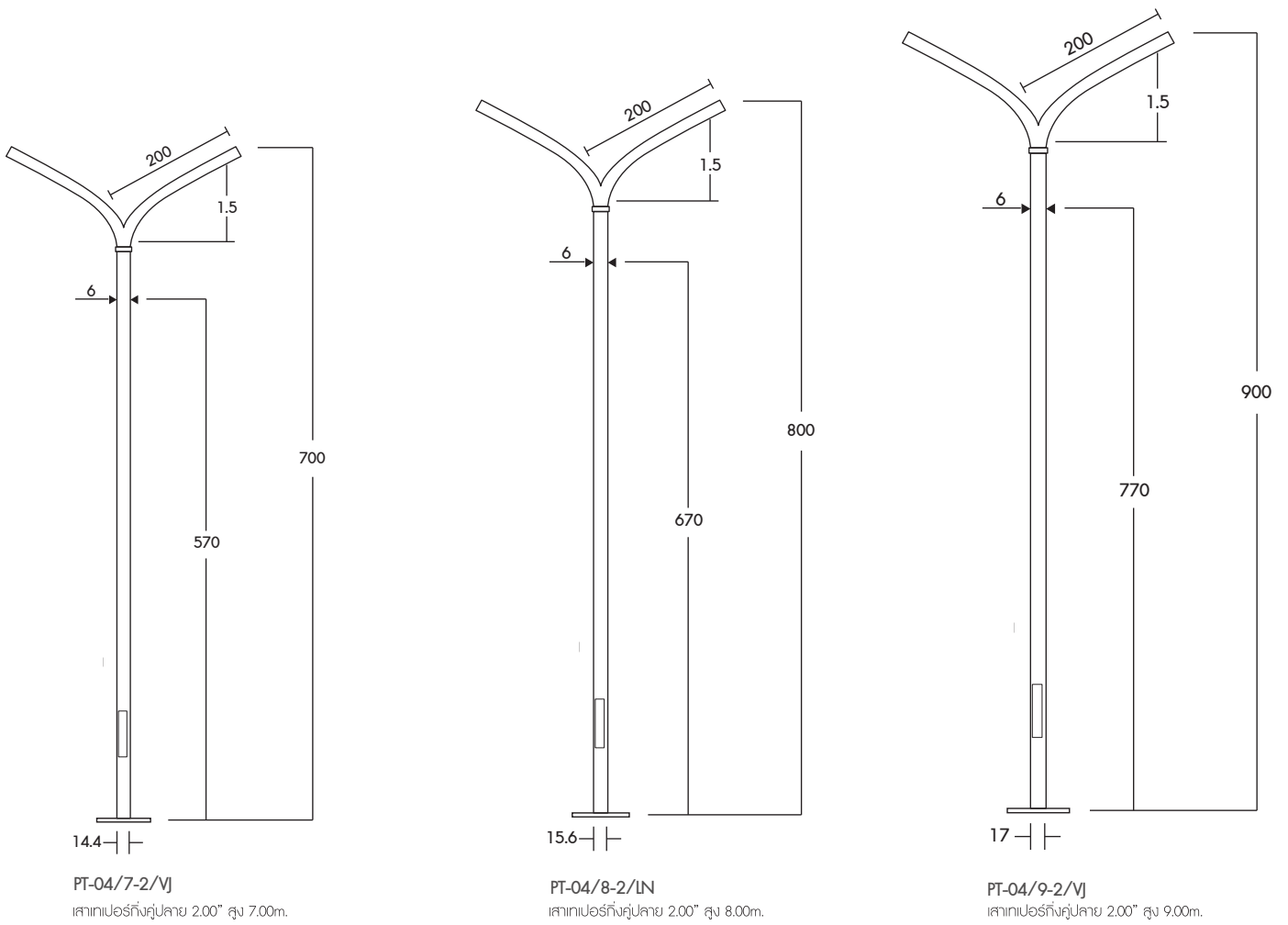


04/9-1/VJ  
PT-04/9-1/VJ  
เสาทอปอร์ทิ่งเดี่ยวปลาย 2.00" สูง 9.00m.

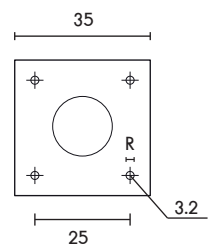
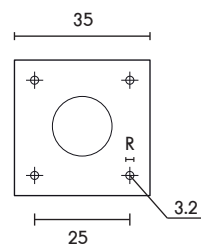
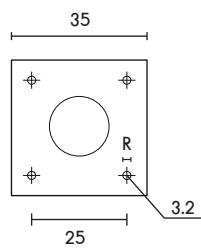


# PT-SERIES

## Exterior Post Top Lighting

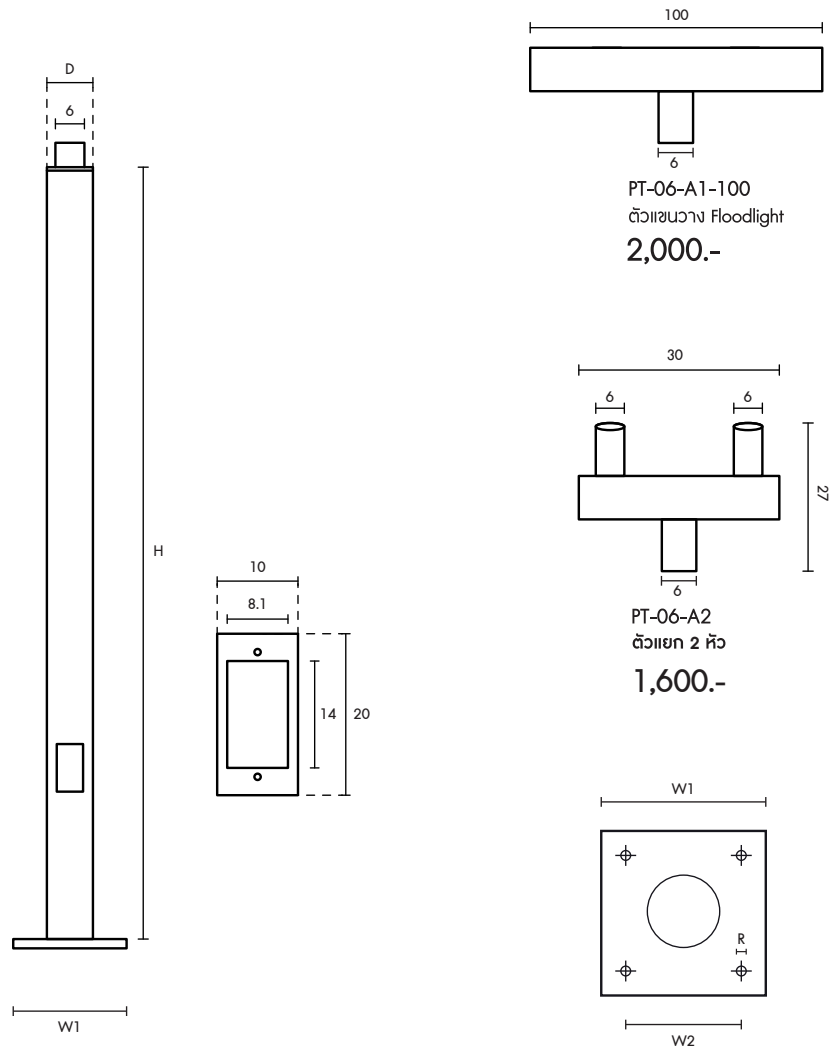


PT



# PT-SERIES

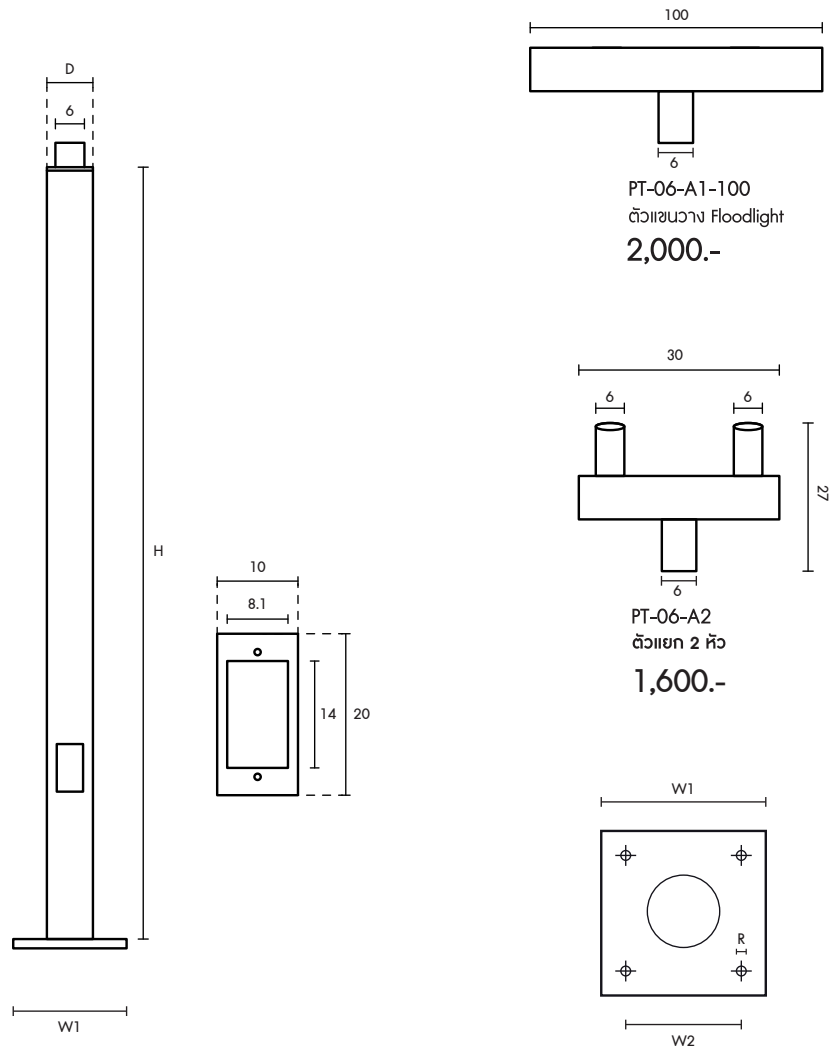
## Exterior Post Top Lighting



| PT-06          | H   | D    | W1 | W2 | R   | PRICE    |
|----------------|-----|------|----|----|-----|----------|
| PT-06/2.5 (10) | 250 | 10.5 | 25 | 20 | 2.5 | 5,000.-  |
| PT-06/3 (10)   | 300 | 10.5 | 25 | 20 | 2.5 | 6,000.-  |
| PT-06/3.5 (10) | 350 | 10.5 | 25 | 20 | 2.5 | 7,500.-  |
| PT-06/4 (10)   | 400 | 10.5 | 25 | 20 | 2.5 | 8,000.-  |
| PT-06/5/ (11)  | 500 | 11.5 | 35 | 28 | 2.9 | 11,000.- |
| PT-06/6 (11)   | 600 | 11.5 | 35 | 28 | 2.9 | 11,000.- |
| PT-06/7 (11)   | 700 | 11.5 | 35 | 28 | 2.9 | 14,000.- |
| PT-06/8 (11)   | 800 | 11.5 | 35 | 28 | 2.9 | 16,000.- |

# PT-SERIES

## Exterior Post Top Lighting



| PT-06          | H   | D    | W1 | W2 | R   | PRICE    |
|----------------|-----|------|----|----|-----|----------|
| PT-06/2.5 (10) | 250 | 10.5 | 25 | 20 | 2.5 | 6,000.-  |
| PT-06/3 (10)   | 300 | 10.5 | 25 | 20 | 2.5 | 6,500.-  |
| PT-06/3.5 (10) | 350 | 10.5 | 25 | 20 | 2.5 | 7,500.-  |
| PT-06/4 (10)   | 400 | 10.5 | 25 | 20 | 2.5 | 9,500.-  |
| PT-06/5/ (11)  | 500 | 11.5 | 35 | 28 | 2.9 | 12,500.- |
| PT-06/6 (11)   | 600 | 11.5 | 35 | 28 | 2.9 | 13,500.- |
| PT-06/7 (11)   | 700 | 11.5 | 35 | 28 | 2.9 | 14,000.- |
| PT-06/8 (11)   | 800 | 11.5 | 35 | 28 | 2.9 | 16,000.- |





**Light-trio**

**WB005S**

E27 ใช้ ORH 1.5  
HPS570 HPS150  
ALUMINIUM

**1,900.-**

โคมเปล่า ไม่รวมหลอด



**Light-trio**

**WB007**

E27 ใช้ ORH 1.5  
HPS250 HPS400  
ALUMINIUM

**2,600.-**

โคมเปล่า ไม่รวมหลอด



**Light-trio**

**WB009**

E40 ใช้ ORH 1.5  
HPS250 HPS400  
ALUMINIUM

**3,400.-**

โคมเปล่า ไม่รวมหลอด



**Light-trio**

**WB045**

E27 TORNADO 65W  
ใช้ ORH 1.0  
ALUMINIUM

**1,600.-**

โคมเปล่า ไม่รวมหลอด



**Light-trio**

**WB-136/AL/VLUX**

T8 ORH-1 36W  
ALUMINIUM

**1,000.-**

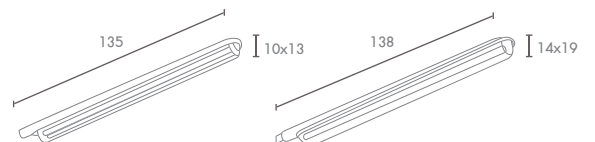
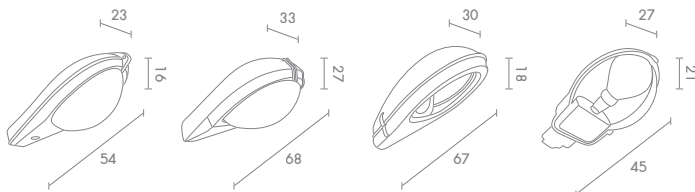


**Light-trio**

**WB-236/AL/VLUX**

T8(x2) ORH-1.5 36W  
ALUMINIUM

**1,440.-**



PT



**Light-trio**

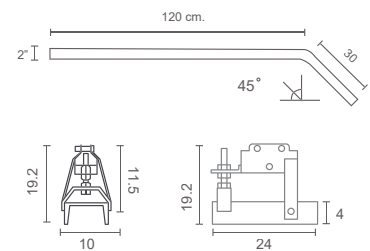
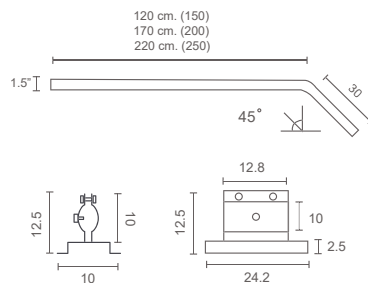
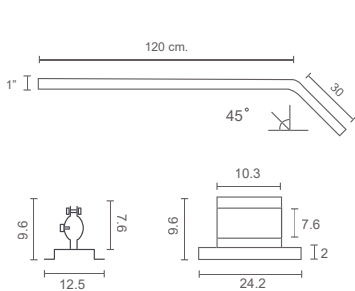
|            |       |
|------------|-------|
| ORH-1-A1   | 210.- |
| ORH-1-A1/S | 470.- |
| ORH-1-150  | 360.- |

**Light-trio**

|              |         |
|--------------|---------|
| ORH-1.5-A1   | 250.-   |
| ORH-1.5-A1/S | 520.-   |
| ORH-1.5-150  | 600.-   |
| ORH-1.5-200  | 800.-   |
| ORH-1.5-250  | 1,000.- |

**Light-trio**

|            |         |
|------------|---------|
| ORH-2-A1/S | 1,000.- |
| ORH-2-150  | 900.-   |



# STREET LIGHT/IOT (OPTIONAL)

## PT-SERIES

PRODUCT MODEL : PT-R06-15/50

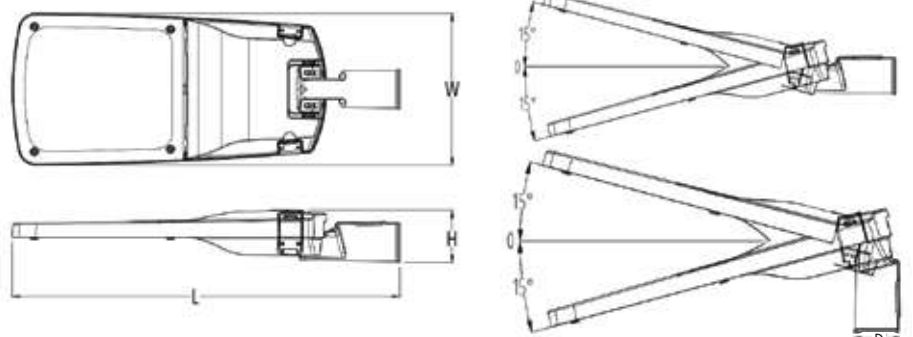
: PT-R06-110/100

: PT-R06-115/145

: PT-R06-115/200



| Model NO.  | Size L(mm)W(mm) | Size H(mm) | Support pole diameter(D) |
|------------|-----------------|------------|--------------------------|
| PT-R06-15  | 577             | 232.5      | 60                       |
| PT-R06-110 | 627             | 271.5      | 60                       |
| PT-R06-115 | 768             | 301        | 60                       |



# CS-SERIES

## Exterior Classic Lighting



 Light-trio

**O-0318W**

E27 GENIE 18W  
E27 LED A60 9W  
ALUMINIUM

1,600.-



 Light-trio

**O-A0131W**

E27 GENIE 18W  
E27 LED A60 9W  
ALUMINIUM

1,500.-

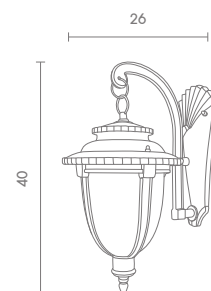
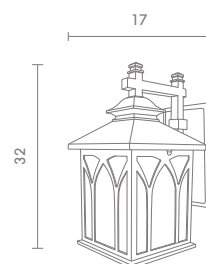



 Light-trio

**O-8058W**

E27 GENIE 18W  
E27 LED A60 9W  
ALUMINIUM

960.-



# CS-SERIES

## Exterior Classic Lighting



 Light-trio

**O-0388C**

E27 TORNADO 24W  
E27 LED A70 14W  
ALUMINIUM

2,800.-

 Light-trio

**O-0388W**

E27 TORNADO 24W  
E27 LED A70 14W  
ALUMINIUM

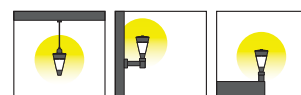


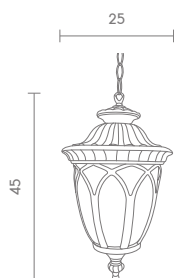
2,800.-

 Light-trio

**O-0388S**

E27 TORNADO 24W  
E27 LED A70 14W  
ALUMINIUM

2,400.-



# CS-SERIES

## Exterior Classic Lighting



 Light-trio

**O-0331W**  
E27 TORNADO 24W  
E27 LED A70 14W  
ALUMINIUM

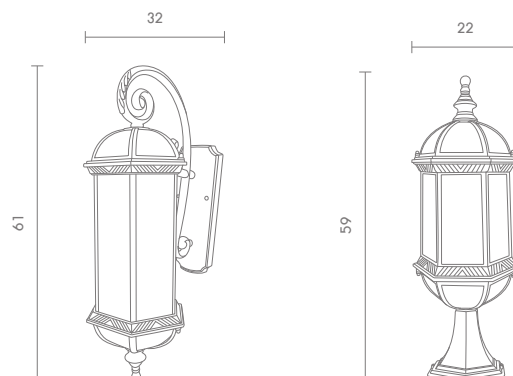
**2,400.-**



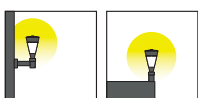
 Light-trio

**O-0331S**  
E27 TORNADO 24W  
E27 LED A70 14W  
ALUMINIUM

**960.-**



CS



# CS-SERIES

## Exterior Classic Lighting



 Light-trio

**O-L3040W**

E14 LED 3W  
ALUMINIUM

**8,600.-**

 Light-trio

**O-L0527W**

E14 LED 3W  
ALUMINIUM

**8,600.-**

 Light-trio

**O-1900W**

E27 GENIE 18W  
E27 LED A60 7W/9W  
ALUMINIUM

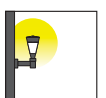
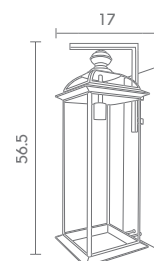



**8,000.-**

 Light-trio

**O-1901W**

E27 GENIE 18W  
E27 LED A60 7W/9W  
ALUMINIUM

**8,000.-**



# CS-SERIES

## Exterior Classic Lighting



 Light-trio

**O-0531W**

E27 GENIE 18W  
E27 LED A60 9W  
ALUMINIUM

**3,400.-**



 Light-trio

**O-0374W**

E27 GENIE 18W  
E27 LED A60 7W/9W  
ALUMINIUM

**3,200.-**


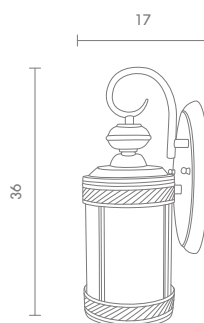
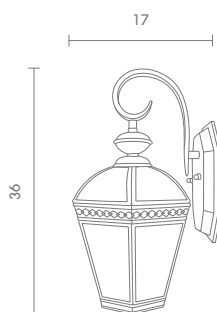


 Light-trio

**O-BW3043-150**

E27 GENIE 18W  
E27 LED A60 7W/9W  
ALUMINIUM + GLASS

**8,400.-**





# CS-SERIES

## Exterior Classic Lighting



 Light-trio

**O-1002W**

E27 TORNADO 24W  
E27 LED A70 14W  
ALUMINIUM


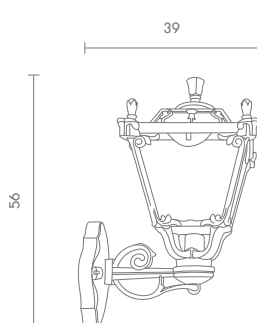
**4,000.-**

 Light-trio

**O-1003W**

E27 TORNADO 24W  
E27 LED A70 14W  
ALUMINIUM

**3,600.-**



# CS-SERIES

Exterior Classic Lighting



 Light-trio

**O-68XLS**

E27 TORNADO 24W  
E27 LED A70 14W  
ALUMINIUM

**2,200.-**

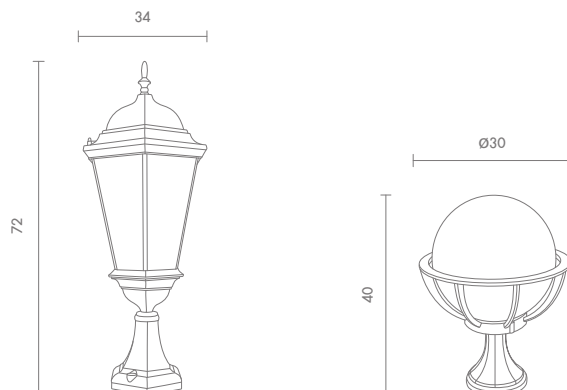


 Light-trio

**O-0352S**

E27 GENIE 18W  
E27 LED A60 9W  
ALUMINIUM

**1,400.-**



CS



# CS-SERIES

## Exterior Classic Lighting



 Light-trio

**O-20623JW**  
E27 TORNADO 24W  
E27 LED A70 14W  
ALUMINIUM

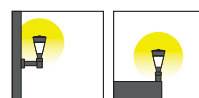

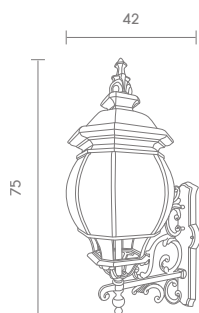
**2,800.-**



 Light-trio

**O-20623JS**  
E27 TORNADO 24W  
E27 LED A70 14W  
ALUMINIUM

**2,400.-**



# CS-SERIES

## Exterior Classic Lighting



 Light-trio

**O-0179C**

E27 GENIE 18W  
E27 LED A60 7W/9W  
ALUMINIUM

**780.-**

 Light-trio

**O-0179W**

E27 GENIE 18W  
E27 LED A60 7W/9W  
ALUMINIUM

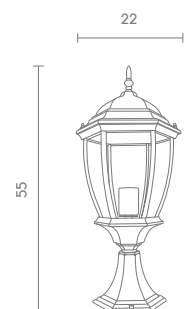
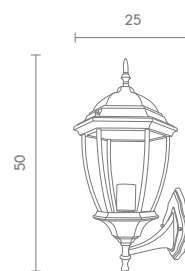
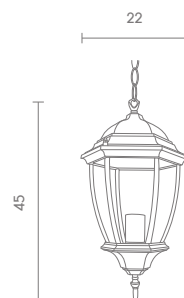
**720.-**

 Light-trio

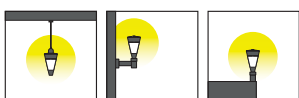
**O-0179S**

E27 GENIE 18W  
E27 LED A60 7W/9W  
ALUMINIUM

**720.-**



CS



# CS-SERIES

## Exterior Classic Lighting



 Light-trio

**O-0180C**

E27 GENIE 18W  
E27 LED A60 7W/9W  
ALUMINIUM

1,200.-

 Light-trio

**O-0180W**

E27 GENIE 18W  
E27 LED A60 7W/9W  
ALUMINIUM

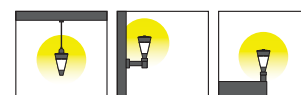


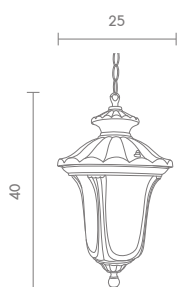
1,200.-

 Light-trio

**O-0180S**

E27 GENIE 18W  
E27 LED A60 7W/9W  
ALUMINIUM

1,200.-



# CS-SERIES

## Exterior Classic Lighting



 Light-trio

**O-20962W**

E27 GENIE 18W  
E27 LED A60 7W/9W  
ALUMINIUM

700.-

 Light-trio

**O-20962S**

E27 GENIE 18W  
E27 LED A60 7W/9W  
ALUMINIUM

700.-

 Light-trio

**O-8055W**

E27 GENIE 18W  
E27 LED A60 7W/9W  
ALUMINIUM

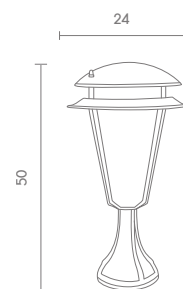
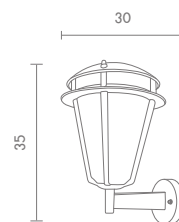
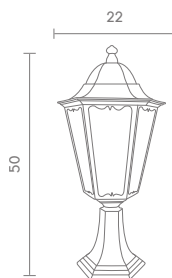
1,000.-

 Light-trio

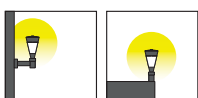
**O-8055S**

E27 GENIE 18W  
E27 LED A60 7W/9W  
ALUMINIUM

1,000.-



CS



# CS-SERIES

## Exterior Classic Lighting



### Light-trio

#### O-1293W

E27 GENIE 18W  
E27 LED A60 10W  
ALUMINIUM

900.-

### Light-trio

#### O-1293S

E27 GENIE 18W  
E27 LED A60 10W  
ALUMINIUM

800.-

### Light-trio

#### O-370W

E27 GENIE 18W  
E27 LED A60 7W/9W  
ALUMINIUM

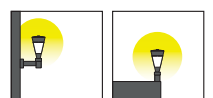

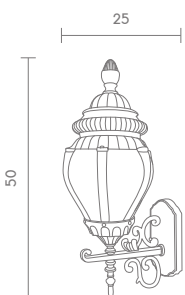
1,300.-

### Light-trio

#### O-370S

E27 GENIE 18W  
E27 LED A60 7W/9W  
ALUMINIUM

1,300.-



# CS-SERIES

## Exterior Classic Lighting



 Light-trio

**O-5046C**

E27 GENIE 18W  
E27 LED A60 7W/9W  
ALUMINIUM

1,260.-

 Light-trio

**O-5046W**

E27 GENIE 18W  
E27 LED A60 7W/9W  
ALUMINIUM



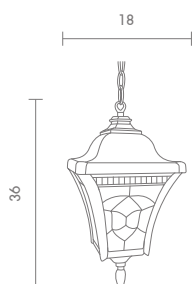
1,200.-

 Light-trio

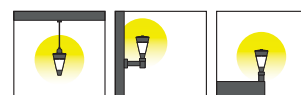
**O-5046S**

E27 GENIE 18W  
E27 LED A60 7W/9W  
ALUMINIUM

1,200.-



CS





# CS-SERIES

## Exterior Classic Lighting



 Light-trio

**O-5018C**

E27 GENIE 18W  
E27 LED A60 7W/9W  
ALUMINIUM

460.-



 Light-trio

**O-5018W**

E27 GENIE 18W  
E27 LED A60 7W/9W  
ALUMINIUM

400.-

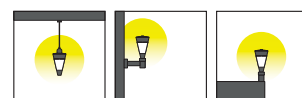

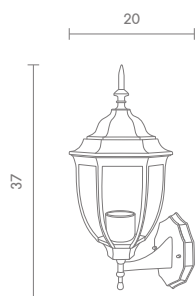
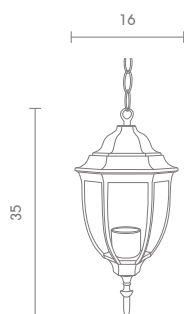


 Light-trio

**O-5018S**

E27 GENIE 18W  
E27 LED A60 7W/9W  
ALUMINIUM

400.-



# CS-SERIES

## Exterior Classic Lighting



 Light-trio

**O-5019C**

E27 GENIE 18W  
E27 LED A60 7W/9W  
ALUMINIUM

**500.-**



 Light-trio

**O-5019W**

E27 GENIE 18W  
E27 LED A60 7W/9W  
ALUMINIUM

**440.-**

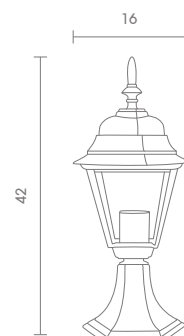
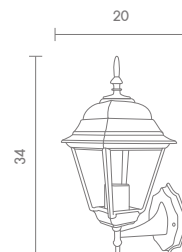
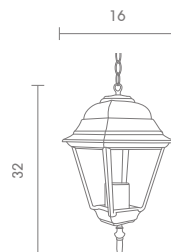


 Light-trio

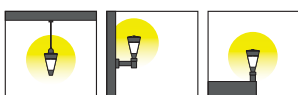
**O-5019S**

E27 GENIE 18W  
E27 LED A60 7W/9W  
ALUMINIUM

**440.-**



CS



# CS-SERIES

## Exterior Classic Lighting



 Light-trio

**O-8239/2W/RB**

E27(x2) GENIE 14W  
E27(x2) LED A60 10W  
ALUMINIUM

**1,400.-**

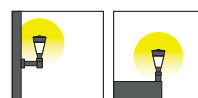
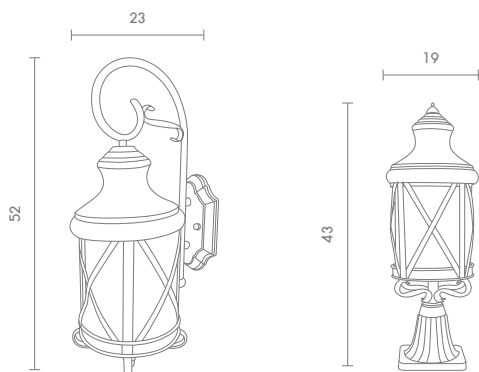


 Light-trio

**O-8239/2S/RB**

E27(x2) GENIE 14W  
E27(x2) LED A60 10W  
ALUMINIUM

**1,400.-**



# CS-SERIES

## Exterior Classic Lighting



 Light-trio

**O-20719W**

E27 GENIE 18W  
E27 LED A60 7W/9W  
ALUMINIUM

**600.-**

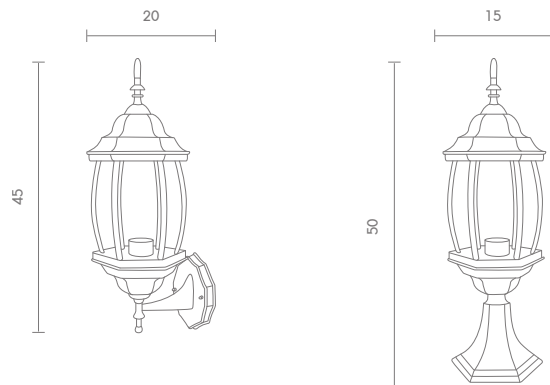


 Light-trio

**O-20719S**

E27 GENIE 18W  
E27 LED A60 7W/9W  
ALUMINIUM

**600.-**



CS



# CS-SERIES

## Exterior Classic Lighting



 Light-trio

**O-5007C**

E27 GENIE 18W  
E27 LED A60 9W  
ALUMINIUM

**980.-**

 Light-trio

**O-5007W**

E27 GENIE 18W  
E27 LED A60 9W  
ALUMINIUM

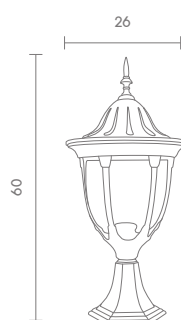
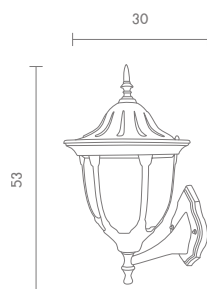
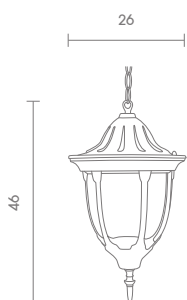
**920.-**

 Light-trio

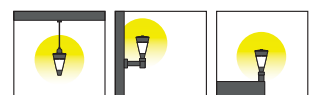
**O-5007S**

E27 GENIE 18W  
E27 LED A60 9W  
ALUMINIUM

**920.-**



CS



# CS-SERIES

## Exterior Classic Lighting



 Light-trio

**O-8200C**

E27 GENIE 18W  
E27 LED A60 9W  
STEEL

**1,100.-**



 Light-trio

**O-8200W**

E27 GENIE 18W  
E27 LED A60 9W  
STEEL

**1,100.-**

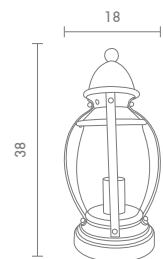
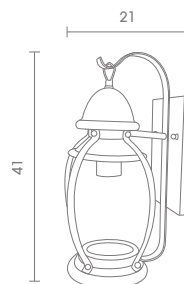
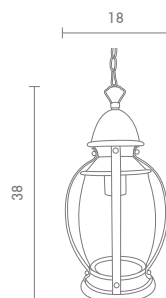


 Light-trio

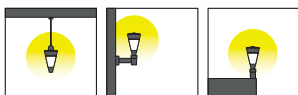
**O-8200S**

E27 GENIE 18W  
E27 LED A60 9W  
STEEL

**1,100.-**



CS



# CS-SERIES

Exterior Classic Lighting



 Light-trio

**O-0333W/RB**

E27 GENIE 18W  
E27 LED A60 7W/9W  
ALUMINIUM

**800.-**

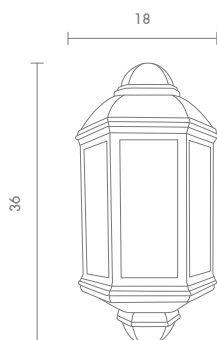
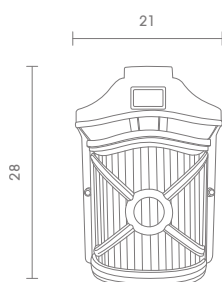


 Light-trio

**O-5064W**

E27 GENIE 18W  
E27 LED A60 7W/9W  
ALUMINIUM

**760.-**



# CS-SERIES

## Exterior Classic Lighting



 Light-trio

**O-8039W/ST**

E27 TORNADO 24W  
E27 LED A70 14W  
STAINLESS

**900.-**

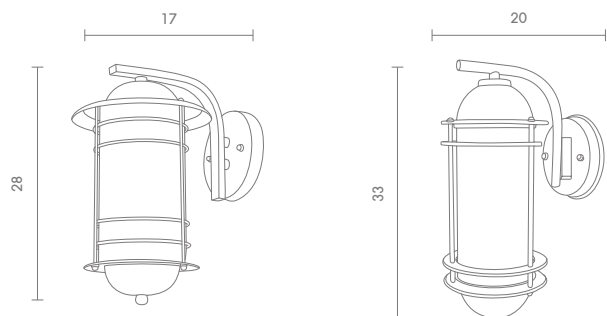


 Light-trio

**O-20103W/BK**

E27 GENIE 18W  
E27 LED A60 9W  
ALUMINIUM

**1,200.-**



CS





# CS-SERIES

## Exterior Classic Lighting



 Light-trio

**O-0319W**

E27 GENIE 18W  
E27 LED A60 9W  
ALUMINIUM

**1,600.-**

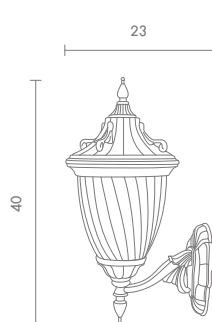


 Light-trio

**O-0324W/RB**

E27 GENIE 18W  
E27 LED A60 9W  
ALUMINIUM

**1,600.-**



# CS-SERIES

Exterior Classic Lighting



 Light-trio

**O-1009S**

E27 GENIE 18W  
E27 LED A60 9W  
ALUMINIUM

1,600.-

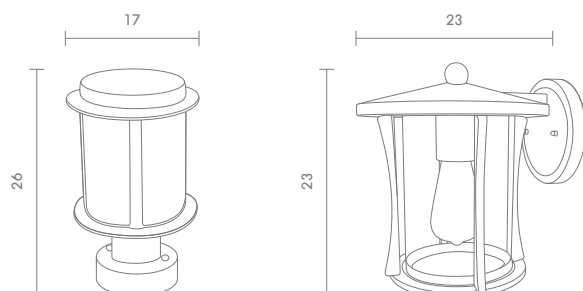


 Light-trio


**O-1701W/BK**

E27 GENIE 18W  
E27 LED A60 9W  
ALUMINIUM

1,600.-



CS



# CS-SERIES

## Exterior Classic Lighting



 Light-trio

### O-5501W

E27 GENIE 18W  
E27 LED A60 7W/9W  
ALUMINIUM

1,100.-

 Light-trio

### O-5502W

E27 GENIE 18W  
E27 LED A60 7W/9W  
ALUMINIUM

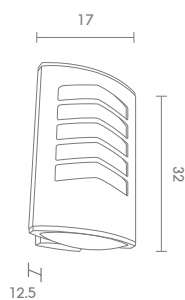
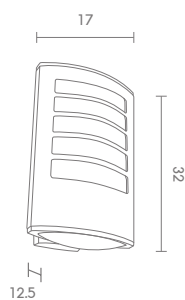
1,100.-

 Light-trio

### O-5503W

E27 GENIE 18W  
E27 LED A60 7W/9W  
ALUMINIUM

1,100.-



# CS-SERIES

## Exterior Classic Lighting



 Light-trio

**O-1055S**

E27 GENIE 18W  
E27 LED A60 9W  
STEEL

800.-



 Light-trio

**O-1055W**

E27 GENIE 18W  
E27 LED A60 9W  
STEEL

800.-



 Light-trio

**O-8118W-S**

E27 GENIE 18W  
E27 LED A60 9W  
STEEL

600.-

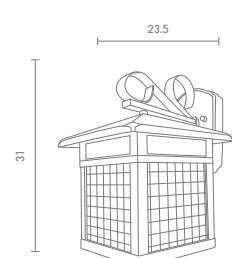
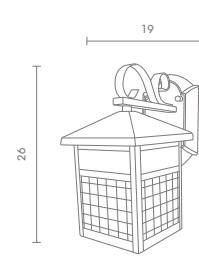
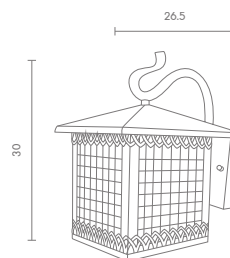
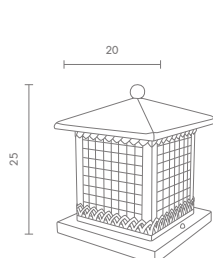



 Light-trio

**O-8118W-L**

E27 GENIE 18W  
E27 LED A60 9W  
STEEL

800.-



# CS-SERIES

Exterior Classic Lighting



 Light-trio

**O-P-F003W**

E27 LED 9W  
ALUMINIUM

1,000.-


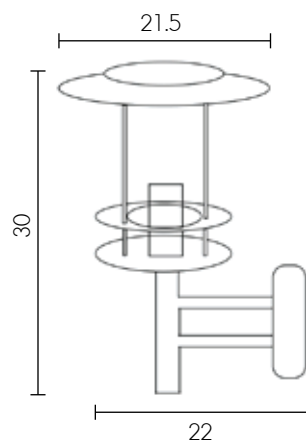
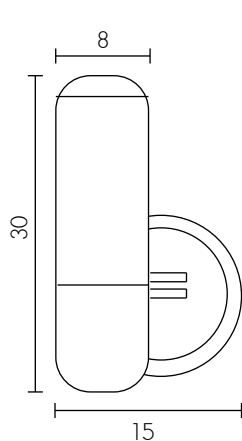


 Light-trio

**O-P007W**

E27 LED 40W  
ALUMINIUM

1,200.-



# CS-SERIES

Exterior Classic Lighting



 Light-trio

**O-8257/200**

E27 GENIE 18W  
E27 LED A60 9W  
STEEL

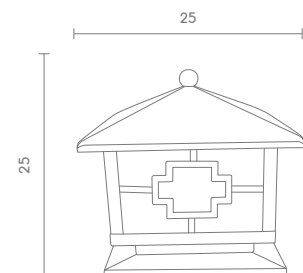
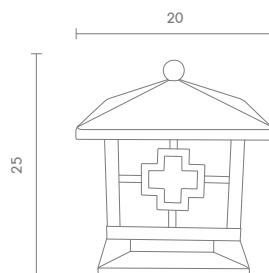
**800.-**

 Light-trio

**O-8257S/250**

E27 GENIE 18W  
E27 LED A60 9W  
STEEL

**1,000.-**



CS



# CS-SERIES

## Exterior Classic Lighting



 Light-trio

**O-F04W/8**  
**O-F04W/10**

E27 GENIE 24W  
ABS

**240.-** O-F04W/8

**440.-** O-F04W/10

 Light-trio

**O-F02S/8**  
**O-F02S/10**

E27 GENIE 24W  
ABS

**260.-** O-F02S/8

**420.-** O-F02S/10

 Light-trio

**O-FL207W/10**  
**O-FL207W/12**

E27 GENIE 18W  
E27 LED A60 9W  
ALUMINIUM

**3,200.-** O-FL207W/10

**3,500.-** O-FL207W/12

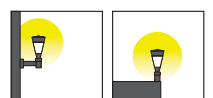
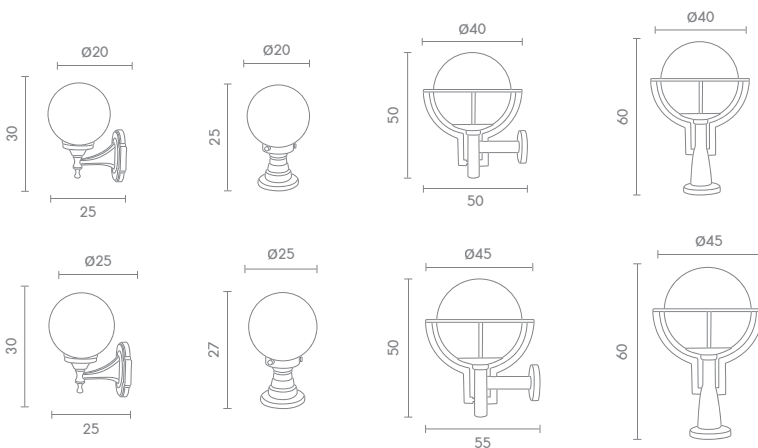
 Light-trio

**O-F207S/10**  
**O-F207S/12**

E27 GENIE 18W  
E27 LED A60 9W  
ALUMINIUM

**2,800.-** O-F207S/10

**3,200.-** O-F207S/12



# CS-SERIES

## Exterior Classic Lighting



 Light-trio

**O-F04S/6**

E27 GENIE 11W  
E27 LED A60 9W  
ALUMINIUM + GLASS

**250.-**

 Light-trio

**O-F04S/8**

E27 GENIE 14W  
E27 LED A60 9W  
ALUMINIUM + GLASS

**270.-**

 Light-trio

**O-F04S/10**

E27 GENIE 18W  
E27 LED A60 9W  
ALUMINIUM + GLASS

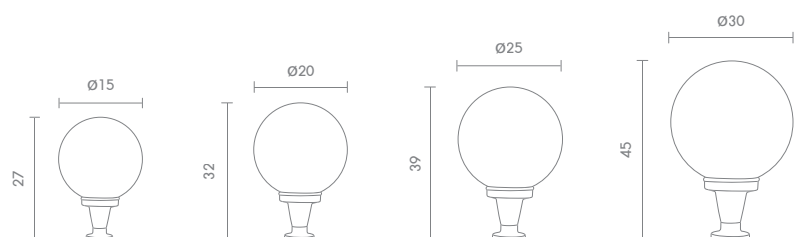
**470.-**

 Light-trio

**O-F04S/12**

E27 GENIE 24W  
E27 LED A60 9W  
ALUMINIUM + GLASS

**550.-**





# CS-SERIES

## Exterior Classic Lighting



 Light-trio

**O-F62W/6**  
E27 GENIE 11W  
ABS

280.-

 Light-trio

**O-F62W/8**  
E27 GENIE 18W  
ABS

300.-

 Light-trio

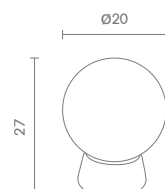
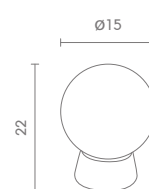
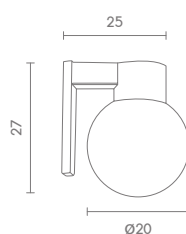
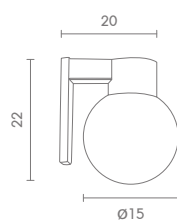
**O-F001S/6**  
E27 GENIE 11W  
ABS

240.-

 Light-trio

**O-F001S/8**  
E27 GENIE 18W  
ABS

280.-



# CS-SERIES

Exterior Classic Lighting



 Light-trio

**O-F10W**

E27 GENIE 11W  
ALUMINIUM

**450.-**

 Light-trio

**O-F11W**

E27 TORNADO 24W  
ALUMINIUM

**726.-**

 Light-trio

**O-F10S**

E27 GENIE 11W  
ALUMINIUM

**430.-**

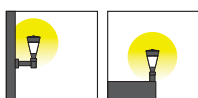
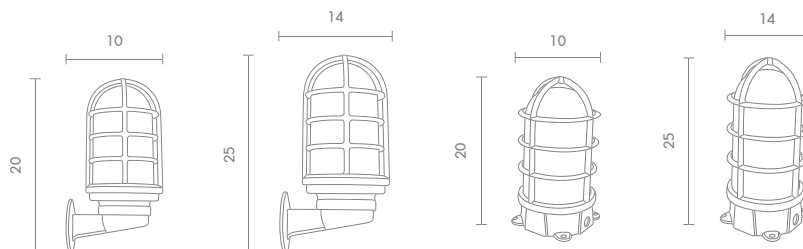
 Light-trio

**O-F11S**

E27 TORNADO 24W  
ALUMINIUM

**700.-**

CS



# CS-SERIES

Exterior Classic Lighting



 Light-trio

O-4027W/40/BK

E27

ALUMINIUM + GLASS

1,700.-



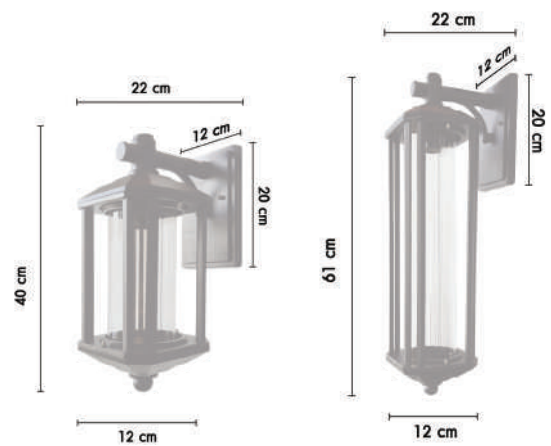
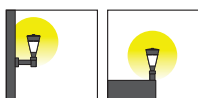
 Light-trio

O-4028W/60/BK

E27

ALUMINIUM + GLASS

1,900.-





**Light-trio**  
**PT-A1**  
 ALUMINIUM  
 1,000.-

**Light-trio**  
**PT-A1-5046**  
 E27 GENIE 18W  
 ALUMINIUM  
 2,200.-

**Light-trio**  
**PT-A1-5007**  
 E27 GENIE 18W  
 ALUMINIUM  
 1,920.-

**Light-trio**  
**PT-A1-20623J**  
 E27 GENIE 18W  
 ALUMINIUM  
 3,400.-



**Light-trio**  
**PT-A1-0179**  
 E27 GENIE 18W  
 ALUMINIUM  
 1,720.-

**Light-trio**  
**PT-A1-370**  
 E27 GENIE 18W  
 ALUMINIUM  
 2,300.-

**Light-trio**  
**PT-A1-800/AB**  
 E27 GENIE 18W  
 ALUMINIUM  
 1,720.-

**Light-trio**  
**PT-A1-800/RB**  
 E27 GENIE 18W  
 ALUMINIUM  
 1,720.-



# CS-SERIES

## Exterior Classic Lighting



 Light-trio

**PT-A4**  
ALUMINIUM  
2,800.-



 Light-trio

**PT-A4-800/2/AB**  
E27(x2) GENIE 18W  
ALUMINIUM  
4,800.-



 Light-trio

**PT-A4-800/2/RB**  
E27(x2) GENIE 18W  
ALUMINIUM  
4,800.-



 Light-trio

**PT-A4-5003/2**  
E27(x2) GENIE 18W  
ALUMINIUM  
4,440.-



 Light-trio

**PT-A4-0179/2**  
E27(x2) GENIE 18W  
ALUMINIUM  
4,720.-



 Light-trio

**PT-A4-5046/2**  
E27(x2) GENIE 18W  
ALUMINIUM  
5,680.-



# CS-SERIES

## Exterior Classic Lighting



 **PT-A4-5007**  
E27 GENIE 18W  
ALUMINIUM  
3,720.-



 **PT-A4-20963**  
E27 GENIE 18W  
ALUMINIUM  
3,560.-




 **PT-A4-20263J**  
E27 GENIE 18W  
ALUMINIUM  
5,200.-




 **PT-A4-5006/3**  
E27(x3) GENIE 18W  
ALUMINIUM  
4,960.-



 **PT-A4-20719/3**  
E27(x3) GENIE 18W  
ALUMINIUM  
4,960.-



 **PT-A4-8055/3**  
E27(x3) GENIE 18W  
ALUMINIUM  
6,520.-



# CS-SERIES

## Exterior Classic Lighting



 Light-trio

**PT-A5**  
ALUMINIUM

**4,400.-**

 Light-trio

**PT-A5-5007/2**  
E27(x2) GENIE 18W  
ALUMINIUM

**6,720.-**

 Light-trio

**PT-A5-20963/2**  
E27(x2) GENIE 18W  
ALUMINIUM

**6,400.-**

 Light-trio

**PT-A5-0179/2**  
E27(x2) GENIE 18W  
ALUMINIUM

**6,400.-**



# CS-SERIES

## Exterior Classic Lighting



 Light-trio

**PT-F100-G8+1/G-O-17/8**

E27(x9) GENIE 18W

ALUMINIUM

**7,200.-**



 Light-trio

**PT-F100-H3/G-O-1/8**

E27(x9) GENIE 18W

ALUMINIUM

**3,750.-**



 Light-trio

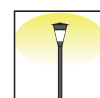
**PT-F100-J3+1/G-O-1/8**

E27(x4) GENIE 18W

ALUMINIUM

**4,100.-**

CS







 Light-trio

**PT-F100-D3+1/G-O-1/8**

E27(x4) GENIE 18W

ALUMINIUM

**4,300.-**



 Light-trio

**PT-F100-A2/G-O-07**

E27(x2) GENIE 18W

ALUMINIUM

**3,880.-**



 Light-trio

**PT-F100-A3+1/G-O-05**

E27(x4) GENIE 18W

ALUMINIUM

**5,060.-**



 Light-trio

**PT-F100-B2/G-O-07**

E27(x2) GENIE 18W

ALUMINIUM

**3,880.-**



 Light-trio

**PT-F100-C3/G-O-04**

E27(x3) GENIE 18W

ALUMINIUM

**4,660.-**



 Light-trio

**PT-F100-C3+1/G-O-08**

E27(x4) GENIE 18W

ALUMINIUM

**5,060.-**



 Light-trio

**PT-F100-E2/G-O-04**

E27(x2) GENIE 18W

ALUMINIUM

**3,880.-**



 Light-trio

**PT-F100-D3+1/G-O-05**

E27(x4) GENIE 18W

ALUMINIUM

**5,060.-**



 Light-trio

**PT-F100-F3+1/G-O-08**

E27(x4) GENIE 18W

ALUMINIUM

**4,660.-**

CS

